



SEATLEON
EURO CUP

Imola, Italy
19th – 20th September 2009



Timing and Results by MST SYSTEMS LTD

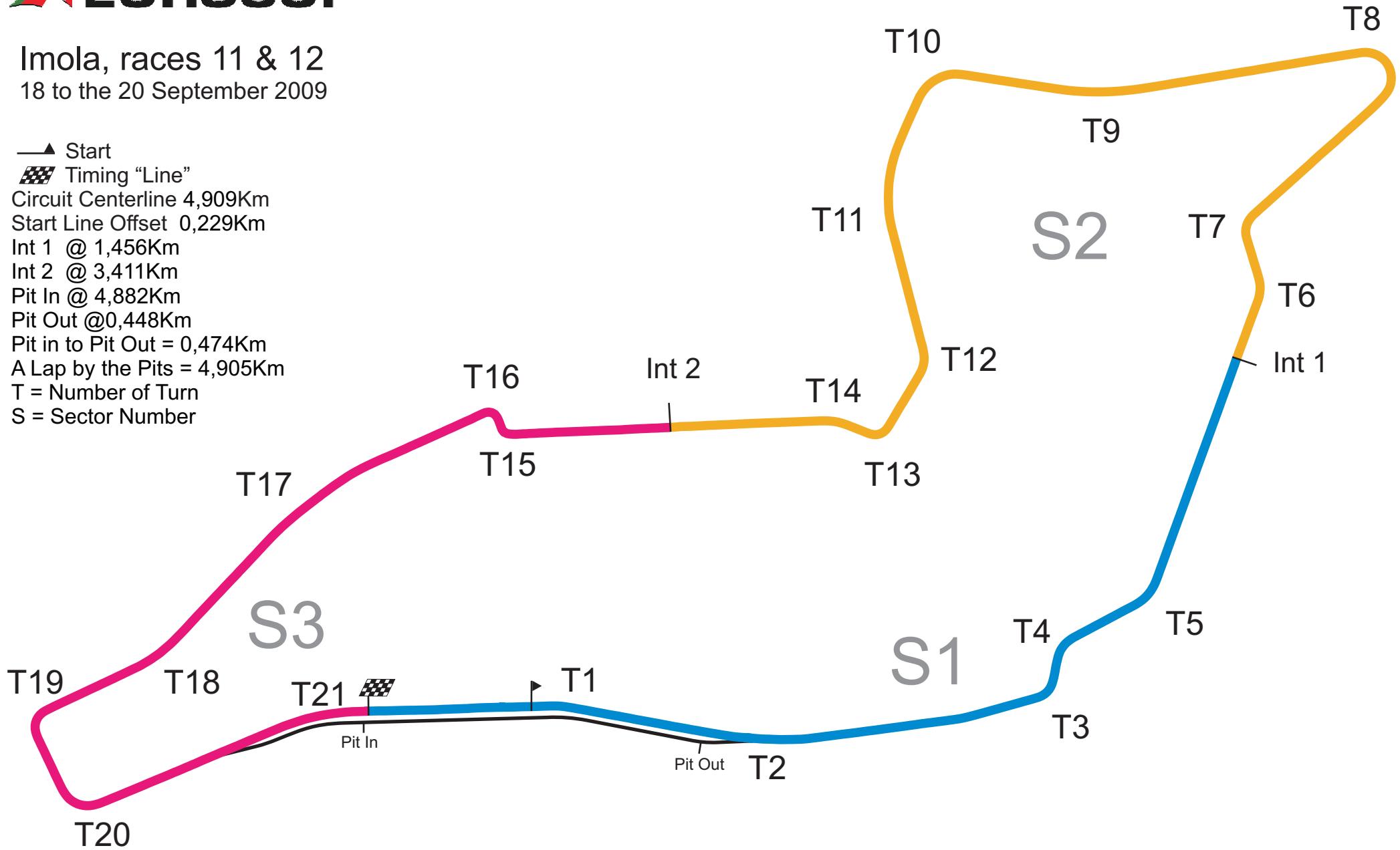
www.fiawtcc.com

www.mstworld.com

SEATTLE ON EURO CUP

Imola, races 11 & 12
18 to the 20 September 2009

- ▲ Start
- ▣ Timing "Line"
- Circuit Centerline 4,909Km
- Start Line Offset 0,229Km
- Int 1 @ 1,456Km
- Int 2 @ 3,411Km
- Pit In @ 4,882Km
- Pit Out @ 0,448Km
- Pit in to Pit Out = 0,474Km
- A Lap by the Pits = 4,905Km
- T = Number of Turn
- S = Sector Number



2009 SEAT Leon EuroCup FREE PRACTICE 1

POS	NO	CL	DRIVER	NAT	TEAM	TIME	LAPS	GAP	KPH
1	19		Tim CORONEL	NED	SUNRED	1:59.209	10		148.24
2	50		Gabor WEBER	HUN	Zengo Motorsport	1:59.468	12	0.259	147.92
3	3		Norbert MICHELISZ	HUN	Zengo Motorsport	1:59.500	11	0.291	147.88
4	32		Michael ROSSI	FRA	SUNRED	1:59.666	12	0.457	147.68
5	33		Balint HATVANI	HUN	Zsille Motorsport	1:59.821	13	0.612	147.49
6	4		Andrea LARINI	ITA	Zengo Motorsport	1:59.898	11	0.689	147.39
7	23		Michal MATEJOVSKY	CZE	SUNRED - BRT	1:59.955	12	0.746	147.32
8	8		Massimiliano PEDALA	ITA	Rangoni Motorsport	2:00.037	6	0.828	147.22
9	10		Fredy BARTH	SUI	SEAT Swiss Racing by SUNRED	2:00.061	11	0.852	147.19
10	51		Eoin MURRAY	IRL	Rangoni Motorsport	2:00.138	12	0.929	147.10
11	7		Aldo PONTI	ITA	SUNRED	2:00.653	9	1.444	146.47
12	16		Oleg PETRIKOV	RUS	Team Russia	2:00.736	13	1.527	146.37
13	15		Anton MARKIN	RUS	Team Russia	2:01.921	13	2.712	144.95
14	18		Alexey DUDUKALO	RUS	Rangoni Motorsport	2:01.926	12	2.717	144.94
15	21		Rob KAMPHUES	NED	SUNRED - SEAT Team Holland	2:02.032	12	2.823	144.81
16	6		Javier IBRAN	ESP	SUNRED	2:02.225	8	3.016	144.58
17	1		Jean Marie CLAIRET	FRA	Team Clairet Sport	2:02.288	12	3.079	144.51
18	11		Urs SONDEREGGER	SUI	Ursinho Racing by Carpi	2:03.738	13	4.529	142.82
19	30		Santiago NAVARRO	ESP	SUNRED	2:04.101	11	4.892	142.40
20	9		Davide RODA	ITA	Rangoni Motorsport	2:05.024	13	5.815	141.35
21	34		Zoltan BARKOVICS	HUN	Zsille Motorsport	2:19.657	4	20.448	126.54

Weather/Track: Sun 17°/Dry 22°

Imola
Circuit Length = 4.9090 km.
Start: 10:00 End: 10:30

Race Director:	Steward:	Timekeeper:
----------------	----------	-------------

2009 SEAT Leon EuroCup

Free Practice 1 - Sector Analysis Report

Lap S1 Time S1 Spd S2 Time S2 Spd S3 Time S3 Spd Lap Time Pit Lap S1 Time S1 Spd S2 Time S2 Spd S3 Time S3 Spd Lap Time Pit

1 CLAIRET						FRA		Team Clairet Sport							
1	11:24.969	131.8	1:02.524	158.1	43.698	179.3	13:11.191	8	30.308	188.6	52.072	156.2	39.908	178.7	2:02.288
2	31.753	181.7	55.558	159.2	40.688	177.4	2:07.999	9	32.924	177.3	53.072	159.7	40.047	178.0	2:06.043
3	30.637	187.0	53.166	160.7	40.494	178.7	2:04.297	10	30.647	185.7	52.113	158.8	40.271	179.3	2:03.031
4	30.701	186.4	52.493	159.2	40.109	176.2	2:03.303	11	30.324	188.0	52.009	159.0	39.980	179.3	2:02.313
5	34.537	171.8	56.126	156.7	53.652		2:24.315 Pit	12	30.364	187.3	52.493	156.9	39.865	180.0	2:02.722
6	4:17.604	184.5	53.381	157.4	40.058	178.0	5:51.043								
7	31.120	187.3	52.217	160.0	39.850	177.4	2:03.187								

3 MICHELISZ						HUN		Zengo Motorsport							
1	11:09.652	130.8	58.200	159.5	41.017	180.6	12:48.869	7	33.646	145.0	1:00.932	149.7	51.401		2:25.979 Pit
2	30.021	189.6	52.406	162.6	39.715	181.9	2:02.142	8	2:47.258	129.4	54.089	162.1	40.124	183.2	4:21.471
3	29.994	189.3	50.930	161.9	40.906	180.6	2:01.830	9	29.425	189.9	50.598	162.1	39.477	180.6	1:59.500
4	29.784	189.6	51.160	158.1	41.327	180.6	2:02.271	10	33.743	133.0	1:00.428	147.1	49.686		2:23.857 Pit
5	29.987	189.6	51.191	161.4	39.600	181.2	2:00.778	11	4:32.930	189.6	51.051	161.6	39.186	183.2	6:03.167
6	29.589	190.2	50.955	162.4	39.390	181.9	1:59.934								

4 LARINI						ITA		Zengo Motorsport							
1	11:10.561	154.2	57.806	159.2	41.341	178.0	12:49.708	7	29.992	191.2	51.732	159.7	49.356		2:11.080 Pit
2	29.926	191.2	52.006	161.9	39.970	180.6	2:01.902	8	3:02.190	173.4	52.765	160.7	40.171	183.2	4:35.126
3	29.931	190.9	51.077	161.9	40.652	182.6	2:01.660	9	29.655	189.6	50.783	161.6	39.460	181.9	1:59.898
4	29.763	190.9	51.164	161.4	41.283	180.0	2:02.210	10	33.399	128.7	1:00.311	154.5	49.889		2:23.599 Pit
5	30.052	190.6	51.297	161.9	39.479	181.2	2:00.828	11	4:32.924	188.6	50.945	159.5	39.418	181.2	6:03.287
6	29.763	189.6	51.696	162.6	39.678	181.2	2:01.137								

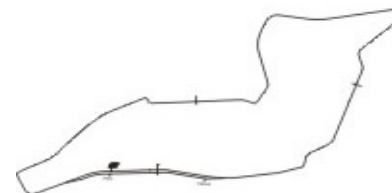
6 IBRAN						ESP		SUNRED							
1	12:00.359	129.0	1:04.321	155.8	46.877	160.5	13:51.557	6	30.535	188.3	52.516	161.1	43.642	178.7	2:06.693
2	34.215	177.3	56.321	160.0	41.730	176.2	2:12.266	7	30.342	188.0	51.811	161.1	40.072	180.0	2:02.225
3	32.070	182.3	53.885	157.4	40.727	177.4	2:06.682	8	3:57.626	127.2	1:03.796	147.7	50.407		5:51.829 Pit
4	30.871	185.7	54.655	159.0	47.903		2:13.429 Pit								
5	3:59.676	182.3	54.057	160.4	42.593	178.0	5:36.326								

7 PONTI						ITA		SUNRED							
1	11:41.310	158.4	57.402	157.4	42.348	180.6	13:21.060	6	3:52.722	182.0	52.367	158.1	39.312	180.6	5:24.401
2	30.190	182.0	52.505	162.1	39.754	180.6	2:02.449	7	29.751	188.6	51.488	161.9	39.414	180.0	2:00.653
3	31.173	186.1	51.550	161.4	39.617	178.0	2:02.340	8	30.216	186.1	51.740	161.1	39.450	180.0	2:01.406
4	30.046	188.9	51.617	162.6	39.623	181.2	2:01.286	9	30.496	187.6	52.044	159.7	50.141		2:12.681 Pit
5	30.142	186.1	51.403	161.9	46.576		2:08.121 Pit								

8 PEDALA						ITA		Rangoni Motorsport							
1	11:11.908	116.0	1:22.077	75.6	1:16.695	103.0	13:50.680	5	29.743	190.2	51.122	160.0	39.172	180.0	2:00.037
2	57.573	73.3	1:29.431	158.8	40.674	180.6	3:07.678	6	32.747	186.7	52.701	156.9	48.034		2:13.482 Pit
3	30.290	191.2	51.033	160.2	39.139	179.3	2:00.462								
4	30.256	183.9	51.507	157.6	39.266	178.0	2:01.029								



Weather/Track: Sun 17°/Dry 22°



Circuit Length - 4.909 kilometres
Autodromo Enzo e Dino Ferrari
Imola

2009 SEAT Leon EuroCup

Free Practice 1 - Sector Analysis Report

Lap S1 Time S1 Spd S2 Time S2 Spd S3 Time S3 Spd Lap Time Pit Lap S1 Time S1 Spd S2 Time S2 Spd S3 Time S3 Spd Lap Time Pit

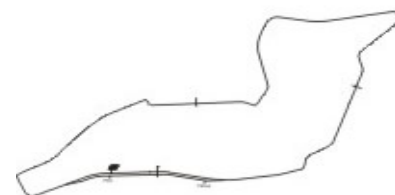
9 RODA						ITA Rangoni Motorsport					
1	12:23.582	106.4	1:13.142		45.429 172.6	14:22.153	8	31.560 183.0	53.916 156.9	41.006 176.2	2:06.482
2	32.471 183.0	56.087	158.8	41.468 176.2	2:10.026	9	30.849 186.1	53.848 155.8	48.723	2:13.420 Pit	
3	31.506 183.0	54.739 155.6	40.817 176.8	2:07.062	10	2:43.119 172.3	56.396 157.4	41.593 177.4	4:21.108		
4	31.506 181.1	54.467 156.2	41.170 176.2	2:07.143	11	30.696 186.1	53.546 156.5	40.782 178.0	2:05.024		
5	31.486 179.4	55.642 155.3	41.048 176.8	2:08.176	12	30.935 184.5	53.423 156.7	40.965 174.3	2:05.323		
6	31.106 184.5	54.425 156.2	41.510 174.3	2:07.041	13	30.632 185.7	53.381 157.8	49.183	2:13.196 Pit		
7	31.188 184.2	53.738 155.8	41.472 176.2	2:06.398							

10 BARTH						SUI SEAT Swiss Racing by SUNRED					
1	11:34.944 166.3	56.495 161.4	42.131 181.9	13:13.570	7	33.766 182.6	51.369 161.4	39.494 182.6	2:04.629		
2	30.418 192.6	52.263 161.9	39.443 170.2	2:02.124	8	31.539 184.8	51.157 160.7	39.160 180.6	2:01.856		
3	1:44.875 97.3	1:02.399 157.6	48.259	3:35.533 Pit	9	30.178 189.6	50.701 161.9	39.654 181.9	2:00.533		
4	6:42.862 149.6	52.549 161.9	39.730 180.6	8:15.141	10	30.030 189.9	50.741 161.4	39.390 181.2	2:00.161		
5	30.561 190.6	51.394 160.9	39.213 181.9	2:01.168	11	29.869 189.6	50.734 160.4	39.458 180.0	2:00.061		
6	31.589 182.3	51.225 161.4	39.084 182.6	2:01.898							

11 SONDEREGGER						SUI Ursinho Racing by Carpi					
1	11:59.497 132.6	1:09.947 151.4	48.405 170.2	13:57.849	8	31.937 158.4	54.846 159.5	40.381 179.3	2:07.164		
2	37.349 173.7	56.757 135.3	43.257 180.6	2:17.363	9	31.542 186.1	53.579 159.5	40.643 181.2	2:05.764		
3	31.846 182.0	54.221 160.4	40.804 178.7	2:06.871	10	31.151 187.0	53.513 159.5	40.206 181.9	2:04.870		
4	30.695 187.0	53.719 158.1	40.156 179.3	2:04.570	11	32.097 186.4	53.762 160.2	40.758 181.2	2:06.617		
5	31.326 184.5	53.663 157.4	48.265	2:13.254 Pit	12	33.186 154.2	55.247 161.6	40.798 180.6	2:09.231		
6	2:08.075 147.1	58.647 159.5	41.077 178.7	3:47.799	13	30.576 189.3	53.006 161.6	40.156 178.7	2:03.738		
7	31.433 179.1	53.590 160.2	40.997 170.2	2:06.020							

15 MARKIN						RUS Team Russia					
1	11:10.610 124.6	58.259 159.5	41.839 178.0	12:50.708	8	30.737 182.3	51.769 160.2	39.604 179.3	2:02.110		
2	30.594 187.6	53.260 160.2	40.272 179.3	2:04.126	9	30.487 187.3	52.138 160.0	39.824 179.3	2:02.449		
3	30.416 187.3	53.031 159.5	41.029 179.3	2:04.476	10	32.594 184.2	51.777 160.9	39.391 179.3	2:03.762		
4	30.397 188.6	52.643 160.7	39.472 180.6	2:02.512	11	31.643 187.3	51.891 160.9	50.654	2:14.188 Pit		
5	30.069 189.6	51.644 157.2	51.556	2:13.269 Pit	12	2:06.953 188.9	52.080 160.7	39.573 176.8	3:38.606		
6	1:44.084 186.4	52.244 159.2	39.611 177.4	3:15.939	13	30.423 186.7	51.925 160.9	39.573 180.0	2:01.921		
7	30.514 188.3	51.564 160.0	39.917 177.4	2:01.995							

16 PETRIKOV						RUS Team Russia					
1	11:17.674 137.7	1:09.003 155.8	43.309 178.7	13:09.986	8	2:03.891 188.0	51.773 161.6	39.399 181.9	3:35.063		
2	31.092 172.3	53.110 162.4	39.936 182.6	2:04.138	9	30.149 188.9	51.379 162.1	40.216 178.0	2:01.744		
3	30.090 188.9	52.125 160.4	39.947 181.9	2:02.162	10	35.397 183.0	51.614 161.4	39.672 181.9	2:06.683		
4	30.342 186.7	51.719 160.0	39.693 181.9	2:01.754	11	32.529 165.6	51.425 162.4	39.516 181.9	2:03.470		
5	30.112 188.6	51.236 162.6	39.388 182.6	2:00.736	12	30.304 191.2	51.541 160.0	40.390 184.6	2:02.235		
6	30.051 189.3	51.466 161.4	39.545 181.2	2:01.062	13	31.019 186.1	51.560 159.7	46.028	2:08.607 Pit		
7	30.364 189.6	51.687 161.9	48.411	2:10.462 Pit							



Weather/Track: Sun 17° / Dry 22°

Circuit Length - 4.909 kilometres
Autodromo Enzo e Dino Ferrari
Imola

Printed at 10:34, Friday, 18 September, 2009

© MST Systems Ltd, 2005 (www.mstworld.com)

Page 2

2009 SEAT Leon EuroCup

Free Practice 1 - Sector Analysis Report

Lap S1 Time S1 Spd S2 Time S2 Spd S3 Time S3 Spd Lap Time Pit Lap S1 Time S1 Spd S2 Time S2 Spd S3 Time S3 Spd Lap Time Pit

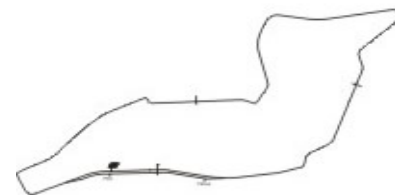
18 DUDUKALO						RUS		Rangoni Motorsport							
1	12:27.165	103.8	1:09.523	118.8	42.862	178.0	14:19.550	8	30.272	186.4	51.928	157.8	39.726	176.8	2:01.926
2	32.676	146.7	56.180	159.0	40.764	179.3	2:09.620	9	30.384	186.7	52.128	155.6	39.769	178.7	2:02.281
3	30.481	187.6	52.541	157.4	40.211	178.7	2:03.233	10	31.443	185.1	51.974	158.1	39.860	178.0	2:03.277
4	30.798	186.4	52.160	157.2	40.954	178.0	2:03.912	11	30.300	186.7	51.821	159.0	48.535		2:10.656 Pit
5	30.629	184.2	51.858	158.3	40.042	178.0	2:02.529	12	4:13.496	185.1	51.581	158.8	39.951	178.0	5:45.028
6	30.519	185.7	52.546	154.7	39.874	176.8	2:02.939								
7	30.546	186.1	51.959	157.2	39.670	177.4	2:02.175								

19 CORONEL						NED		SUNRED							
1	11:33.374	162.9	57.311	160.4	42.281	180.6	13:12.966	7	29.853	190.6	50.670	160.2	39.025	180.6	1:59.548
2	30.582	190.2	53.828	162.8	39.722	180.0	2:04.132	8	32.321	175.1	51.069	161.6	46.432		2:09.822 Pit
3	29.887	189.9	51.038	162.1	48.227		2:09.152 Pit	9	3:54.360	188.0	51.350	161.4	39.086	180.0	5:24.796
4	6:26.101	179.7	52.580	160.9	39.136	180.6	7:57.817	10	29.813	190.6	50.492	161.1	38.904	180.6	1:59.209
5	35.276	188.9	51.370	160.7	39.051	181.2	2:05.697								
6	29.767	190.2	51.124	160.9	38.978	181.9	1:59.869								

21 KAMPHUES						NED		SUNRED - SEAT Team Holland							
1	12:12.862	103.3	1:13.627	129.1	48.334	171.4	14:14.823	8	31.243	184.5	52.032	160.0	39.849	179.3	2:03.124
2	34.135	163.6	59.148	155.8	42.717	180.0	2:16.000	9	30.677	185.7	51.936	160.4	39.552	180.0	2:02.165
3	31.180	187.3	54.729	158.1	40.714	179.3	2:06.623	10	31.099	149.3	1:10.195	137.5	42.709	181.2	2:24.003
4	30.432	188.3	59.582	146.1	41.347	180.6	2:11.361	11	31.267	183.6	52.707	160.9	39.785	179.3	2:03.759
5	30.302	190.2	52.811	160.0	40.070	181.2	2:03.183	12	30.447	188.3	52.000	159.7	39.585	180.6	2:02.032
6	30.426	188.3	52.319	160.4	47.254		2:09.999 Pit								
7	4:14.703	142.9	53.355	157.8	39.737	182.6	5:47.795								

23 MATEJOVSKY						CZE		SUNRED - BRT							
1	11:39.264	165.8	57.909	145.1	43.225	180.6	13:20.398	8	29.822	190.2	51.000	160.0	39.284	181.9	2:00.106
2	30.269	188.6	52.262	161.1	39.500	180.6	2:02.031	9	29.556	189.6	51.212	159.5	45.235		2:06.003 Pit
3	30.196	188.3	51.406	161.1	39.786	180.6	2:01.388	10	3:03.285	184.8	52.011	159.7	39.525	180.0	4:34.821
4	29.943	187.6	52.228	160.2	48.983		2:11.154 Pit	11	29.878	188.0	50.714	160.2	39.363	181.2	1:59.955
5	2:40.853	186.7	51.951	159.5	39.654	178.0	4:12.458	12	29.899	188.0	50.765	160.4	40.383	172.6	2:01.047
6	30.006	189.3	50.847	160.2	39.257	180.0	2:00.110								
7	29.703	189.9	50.788	160.2	39.779	177.4	2:00.270								

30 NAVARRO						ESP		SUNRED							
1	12:15.111	135.0	1:10.266	148.5	50.617	161.0	14:15.994	7	6:18.016	140.0	59.809	157.4	46.519	176.8	8:04.344
2	37.610	141.3	1:01.223	154.7	45.794	178.0	2:24.627	8	36.101	149.7	56.321	160.0	41.506	181.2	2:13.928
3	34.803	168.1	57.355	160.7	44.654	181.2	2:16.812	9	30.658	185.4	53.029	160.9	40.414	181.9	2:04.101
4	31.740	168.4	53.743	160.4	41.490	181.9	2:06.973	10	31.720	185.4	53.669	160.4	39.918	181.9	2:05.307
5	32.000	183.3	53.964	159.2	41.271	180.0	2:07.235	11	30.407	188.6	52.881	161.1	49.491		2:12.779 Pit
6	31.806	184.5	54.568	160.4	51.313		2:17.687 Pit								



Weather/Track: Sun 17° / Dry 22°

Circuit Length - 4.909 kilometres
Autodromo Enzo e Dino Ferrari
Imola

2009 SEAT Leon EuroCup Free Practice 1 - Sector Analysis Report

Lap S1 Time S1 Spd S2 Time S2 Spd S3 Time S3 Spd Lap Time Pit Lap S1 Time S1 Spd S2 Time S2 Spd S3 Time S3 Spd Lap Time Pit

32 ROSSI				FRA				SUNRED			
1	11:46.076	179.1	57.234 158.3	42.344 182.6	13:25.654	8	29.716 191.9	51.160 161.4	46.263	2:07.139	Pit
2	30.492 190.9	52.408 162.6	39.595 182.6	2:02.495	9	4:28.581 159.5	53.805 162.1	39.523 183.9	6:01.909		
3	29.961 190.9	51.645 160.9	39.575 181.9	2:01.181	10	29.669 190.9	51.475 162.4	39.139 183.9	2:00.283		
4	30.227 189.6	52.190 162.6	46.961	2:09.378	Pit	11	29.545 192.2	51.058 163.3	39.488	2:00.091	
5	2:19.936 188.9	53.182 160.7	41.154 181.9	3:54.272	12	29.700 191.9	50.922 162.1	39.044 183.9	1:59.666		
6	30.189 189.9	51.579 162.4	39.276 181.9	2:01.044							
7	29.911 191.9	51.398 160.9	39.221 180.6	2:00.530							

33 HATVANI				HUN				Zsille Motorsport			
1	12:30.859		102.2	13:48.242	8	1:21.072 160.9			2:08.548	Pit	
2	1:43.770 160.9		181.2	2:24.254	9	2:47.567 161.4		180.6	3:27.112		
3	1:24.616 161.6			2:04.115	10	1:30.916 151.8			2:10.928		
4	1:21.935 162.4			2:02.121	11	1:21.559 161.9			2:00.832		
5	1:21.134 160.9			2:00.668	12	1:20.736 161.4		180.6	1:59.821		
6	1:20.851 161.4			2:00.072	13	1:21.085 160.7		178.7	2:00.251		
7	1:21.133 160.7			2:00.164							

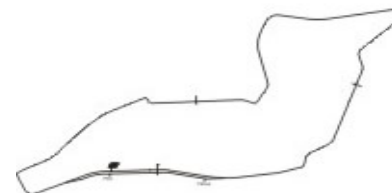
34 BARKOVICS				HUN				Zsille Motorsport			
1	12:09.242 117.9			13:07.904	Pit	4	1:36.437 151.4		2:19.657		
2	15:44.164 127.3			16:41.686	Pit						
3	6:45.771 123.5		157.0	7:34.599							

50 WEBER				HUN				Zengo Motorsport			
1	11:15.113 158.9	1:09.530 154.0	42.917 180.0	13:07.560	8	29.577 192.2	51.140 164.3	38.947 181.9	1:59.664		
2	30.545 188.3	52.432 161.9	39.769 181.9	2:02.746	9	29.613 192.2	50.922 163.1	39.343 182.6	1:59.878		
3	29.879 190.2	51.866 162.8	39.865 182.6	2:01.610	10	36.120 108.3	1:04.156 137.9	51.809	2:32.085	Pit	
4	30.270 188.9	52.526 162.4	49.057	2:11.853	Pit	11	3:11.721 179.7	59.384 154.9	43.589 183.9	4:54.694	
5	2:31.713 190.9	52.346 164.1	39.666 180.0	4:03.725	12	29.495 193.6	50.952 164.1	39.021 183.2	1:59.468		
6	29.938 191.9	50.983 164.1	39.029 181.9	1:59.950							
7	29.730 191.6	1:05.385 104.3	50.027 184.6	2:25.142							

51 MURRAY				IRL				Rangoni Motorsport			
1	13:48.215 106.8			14:39.700	8	1:32.566 155.6		176.8	2:14.821		
2	1:38.193 132.8			2:18.944	9	1:24.339 157.2			2:04.538		
3	1:22.861 159.5		176.8	2:02.339	10	1:21.189 158.3		177.4	2:00.176		
4	1:22.457 156.5		177.4	2:02.829	11	1:27.369 154.5		178.0	2:08.777		
5	1:21.494 157.6		179.3	2:00.727	12	1:20.987 157.8		178.0	2:00.138		
6	1:21.670 156.7			2:11.522	Pit						
7	5:30.909 153.6		178.0	6:11.490							



Weather/Track: Sun 17° / Dry 22°



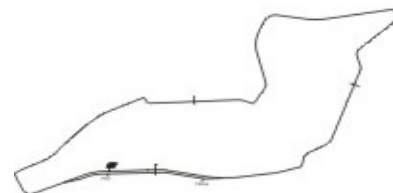
Circuit Length - 4.909 kilometres
Autodromo Enzo e Dino Ferrari
Imola

2009 SEAT Leon EuroCup Free Practice 1 - Best Sector Speeds Report

SECTOR 1				SECTOR 2				SECTOR 3				
POS	NO	NAME	SPEED	LAP	NO	NAME	SPEED	LAP	NO	NAME	SPEED	LAP
1	50	WEBER	193.6	12	50	WEBER	164.3	8	16	PETRIKOV	184.6	12
2	10	BARTH	192.6	2	32	ROSSI	163.3	11	50	WEBER	184.6	7
3	32	ROSSI	192.2	11	19	CORONEL	162.8	2	32	ROSSI	183.9	9
4	4	LARINI	191.2	2	3	MICHELISZ	162.6	2	3	MICHELISZ	183.2	8
5	8	PEDALA	191.2	3	4	LARINI	162.6	6	4	LARINI	183.2	8
6	16	PETRIKOV	191.2	12	7	PONTI	162.6	4	10	BARTH	182.6	6
7	19	CORONEL	190.6	7	16	PETRIKOV	162.6	5	21	KAMPHUES	182.6	7
8	3	MICHELISZ	190.2	6	33	HATVANI	162.4	4	11	SONDEREGGE	181.9	10
9	21	KAMPHUES	190.2	5	10	BARTH	161.9	2	19	CORONEL	181.9	6
10	23	MATEJOVSKY	190.2	8	11	SONDEREGGE	161.6	12	23	MATEJOVSKY	181.9	8
11	15	MARKIN	189.6	5	6	IBRAN	161.1	6	30	NAVARRO	181.9	4
12	11	SONDEREGGE	189.3	13	23	MATEJOVSKY	161.1	2	7	PONTI	181.2	4
13	7	PONTI	188.9	4	30	NAVARRO	161.1	11	33	HATVANI	181.2	2
14	1	CLAIRET	188.6	8	15	MARKIN	160.9	10	8	PEDALA	180.6	2
15	30	NAVARRO	188.6	11	21	KAMPHUES	160.9	11	15	MARKIN	180.6	4
16	6	IBRAN	188.3	6	1	CLAIRET	160.7	3	1	CLAIRET	180.0	12
17	18	DUDUKALO	187.6	3	8	PEDALA	160.2	3	6	IBRAN	180.0	7
18	9	RODA	186.1	9	51	MURRAY	159.5	3	18	DUDUKALO	179.3	2
19					18	DUDUKALO	159.0	2	51	MURRAY	179.3	5
20					9	RODA	158.8	2	9	RODA	178.0	11
21					34	BARKOVICS	151.4	4	34	BARKOVICS	157.0	3



Weather/Track: Sun 17° / Dry 22°



Circuit Length - 4.909 kilometres
Autodromo Enzo e Dino Ferrari
Imola

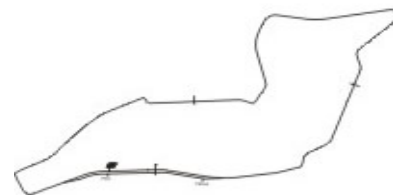
2009 SEAT Leon EuroCup Free Practice 1 - Best Sector Times Report

POS	NO	SECTOR 1		SECTOR 2		SECTOR 3		IDEAL/BEST LAP COMPARISON							
		TIME	LAP	NO	TIME	LAP	NO	TIME	LAP	NO	NAME	IDEAL	BEST	LAP	DIFF
1	3	29.425	9	19	50.492	10	19	38.904	10	19	CORONEL	1:59.163	1:59.209	10	+ 0.046
2	50	29.495	12	3	50.598	9	50	38.947	8	3	MICHELISZ	1:59.209	1:59.500	9	+ 0.291
3	32	29.545	11	10	50.701	9	32	39.044	12	50	WEBER	1:59.364	1:59.468	12	+ 0.104
4	23	29.556	9	23	50.714	11	10	39.084	6	32	ROSSI	1:59.511	1:59.666	12	+ 0.155
5	4	29.655	9	4	50.783	9	8	39.139	3	23	MATEJOVSK	1:59.527	1:59.955	11	+ 0.428
6	8	29.743	5	32	50.922	12	3	39.186	11	10	BARTH	1:59.654	2:00.061	11	+ 0.407
7	7	29.751	7	50	50.922	9	23	39.257	6	4	LARINI	1:59.856	1:59.898	9	+ 0.042
8	19	29.767	6	8	51.033	3	7	39.312	6	8	PEDALA	1:59.915	2:00.037	5	+ 0.122
9	10	29.869	11	16	51.236	5	16	39.388	5	7	PONTI	2:00.466	2:00.653	7	+ 0.187
10	16	30.051	6	7	51.403	5	15	39.391	10	16	PETRIKOV	2:00.675	2:00.736	5	+ 0.061
11	15	30.069	5	15	51.564	7	4	39.418	11	15	MARKIN	2:01.024	2:01.921	13	+ 0.897
12	18	30.272	8	18	51.581	12	21	39.552	9	18	DUDUKALO	2:01.523	2:01.926	8	+ 0.403
13	21	30.302	5	6	51.811	7	18	39.670	7	21	KAMPHUES	2:01.790	2:02.032	12	+ 0.242
14	1	30.308	8	21	51.936	9	1	39.850	7	1	CLAIRET	2:02.167	2:02.288	8	+ 0.121
15	6	30.342	7	1	52.009	11	30	39.918	10	6	IBRAN	2:02.225	2:02.225	7	+ 0.000
16	30	30.407	11	30	52.881	11	6	40.072	7	30	NAVARRO	2:03.206	2:04.101	9	+ 0.895
17	11	30.576	13	11	53.006	13	11	40.156	4	11	SONDEREGG	2:03.738	2:03.738	13	+ 0.000
18	9	30.632	13	9	53.381	13	9	40.782	11	9	RODA	2:04.795	2:05.024	11	+ 0.229

'Perfect Lap' - 1:58.821



Weather/Track: Sun 17°/Dry 22°



Circuit Length - 4.909 kilometres
Autodromo Enzo e Dino Ferrari
Imola

2009 SEAT Leon EuroCup FREE PRACTICE 2

POS	NO	CL	DRIVER	NAT	TEAM	TIME	LAPS	GAP	KPH
1	3		Norbert MICHELISZ	HUN	Zengo Motorsport	1:59.063	11		148.42
2	19		Tim CORONEL	NED	SUNRED	1:59.289	12	0.226	148.14
3	50		Gabor WEBER	HUN	Zengo Motorsport	1:59.431	13	0.368	147.97
4	33		Balint HATVANI	HUN	Zsille Motorsport	1:59.489	8	0.426	147.90
5	32		Michael ROSSI	FRA	SUNRED	1:59.597	12	0.534	147.76
6	10		Fredy BARTH	SUI	SEAT Swiss Racing by SUNRED	1:59.629	11	0.566	147.72
7	8		Massimiliano PEDALA	ITA	Rangoni Motorsport	1:59.696	10	0.633	147.64
8	4		Andrea LARINI	ITA	Zengo Motorsport	1:59.858	9	0.795	147.44
9	51		Eoin MURRAY	IRL	Rangoni Motorsport	1:59.892	12	0.829	147.40
10	23		Michal MATEJOVSKY	CZE	SUNRED - BRT	2:00.325	11	1.262	146.87
11	21		Rob KAMPHUES	NED	SUNRED - SEAT Team Holland	2:00.602	12	1.539	146.53
12	16		Oleg PETRIKOV	RUS	Team Russia	2:00.890	13	1.827	146.18
13	18		Alexey DUDUKALO	RUS	Rangoni Motorsport	2:01.227	13	2.164	145.77
14	6		Javier IBRAN	ESP	SUNRED	2:01.555	12	2.492	145.38
15	30		Santiago NAVARRO	ESP	SUNRED	2:01.755	13	2.692	145.14
16	15		Anton MARKIN	RUS	Team Russia	2:01.854	13	2.791	145.02
17	34		Zoltan BARKOVICS	HUN	Zsille Motorsport	2:02.173	15	3.110	144.65
18	1		Jean Marie CLAIRET	FRA	Team Clairet Sport	2:02.750	13	3.687	143.97
19	11		Urs SONDEREGGER	SUI	Ursinho Racing by Carpi	2:03.201	13	4.138	143.44
20	9		Davide RODA	ITA	Rangoni Motorsport	2:03.408	13	4.345	143.20
21	7		Aldo PONTI	ITA	SUNRED	13:16.814	2	11:17.751	22.17

Weather/Track: Sun 26°/Dry 38°

Imola
Circuit Length = 4.9090 km.
Start: 13:00 End: 13:30

Race Director:	Steward:	Timekeeper:
----------------	----------	-------------

2009 SEAT Leon EuroCup

Free Practice 2 - Sector Analysis Report

Lap S1 Time S1 Spd S2 Time S2 Spd S3 Time S3 Spd Lap Time Pit Lap S1 Time S1 Spd S2 Time S2 Spd S3 Time S3 Spd Lap Time Pit

1 CLAIRET			FRA			Team Clairet Sport									
1	11:10.878	152.0	59.160	154.7	41.983	177.4	12:52.021	8	30.715	187.0	52.895	155.6	48.179	2:11.789	Pit
2	30.524	166.6	1:01.576	130.2	49.286	175.6	2:21.386	9	2:51.486	181.1	53.421	154.7	40.517	175.0	4:25.424
3	30.891	182.3	53.111	156.7	40.477	174.3	2:04.479	10	30.417	186.1	52.737	154.2	40.256	176.2	2:03.410
4	30.715	183.6	53.497	154.9	40.896	175.0	2:05.108	11	30.331	185.1	52.320	155.3	40.099	176.2	2:02.750
5	30.738	183.6	52.916	154.7	40.964	173.7	2:04.618	12	30.403	184.5	52.442	155.8	40.235	174.3	2:03.080
6	31.231	184.2	53.258	153.8	40.866	176.8	2:05.355	13	30.468	184.5	58.406	137.0	1:01.508	2:30.382	Pit
7	30.555	185.7	52.667	141.1	40.623	173.7	2:03.845								

3 MICHELISZ			HUN			Zengo Motorsport									
1	11:02.354	137.0	57.113	159.2	40.163	182.6	12:39.630	7	5:44.218	178.2	57.443	160.2	39.989	183.9	7:21.650
2	29.370	190.9	50.688	160.2	39.283	181.2	1:59.341	8	29.339	192.2	1:00.331	161.4	40.519	183.2	2:10.189
3	33.717	135.8	59.594	157.6	41.460	181.2	2:14.771	9	29.575	191.2	50.473	160.7	39.122	180.6	1:59.170
4	29.708	191.6	50.633	161.4	39.494	176.8	1:59.835	10	29.410	191.9	50.608	161.9	39.045	181.9	1:59.063
5	29.838	190.6	51.103	161.1	39.835	182.6	2:00.776	11	32.932	166.3	1:00.868	151.6	53.350	2:27.150	Pit
6	30.755	156.8	1:00.213	153.8	54.793		2:25.761	Pit							

4 LARINI			ITA			Zengo Motorsport										
1	11:04.428	171.8	55.978	155.8	39.843	181.2	12:40.249	6	31.041	163.8	54.487	154.5	48.588	2:14.116	Pit	
2	29.933	190.2	50.856	162.1	39.285	179.3	2:00.074	7	2:11.065	178.2	53.788	158.8	39.703	179.3	3:44.556	
3	29.763	190.2	50.587	161.6	39.508	178.7	1:59.858	8	29.940	191.2	50.961	160.9	39.026	178.7	1:59.927	
4	30.372	185.4	51.837	159.2	48.294		2:10.503	Pit	9	31.234	162.6	53.443	158.1	48.644	2:13.321	Pit
5	4:18.302	184.8	51.491	156.2	39.074	179.3	5:48.867									

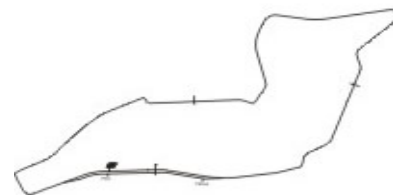
6 IBRAN			ESP			SUNRED										
1	11:30.804	150.4	58.659	155.6	42.576	177.4	13:12.039	8	30.526	189.6	52.678	160.2	40.287	183.2	2:03.491	
2	31.531	186.4	54.491	160.0	42.923	178.0	2:08.945	9	30.167	191.2	52.197	158.1	39.933	180.0	2:02.297	
3	30.207	188.6	53.122	158.5	41.152	172.0	2:04.481	10	30.180	191.2	51.887	159.0	39.931	181.9	2:01.998	
4	30.814	189.9	52.503	159.5	40.362	177.4	2:03.679	11	30.113	190.6	52.224	159.2	39.760	182.6	2:02.097	
5	30.453	188.6	52.814	160.7	40.406	180.0	2:03.673	12	30.000	189.9	51.448	159.0	40.107	180.0	2:01.555	
6	30.559	189.3	53.648	159.0	46.714		2:10.921	Pit								
7	3:17.344	183.3	57.350	159.0	40.487	178.7	4:55.181									

7 PONTI			ITA			SUNRED										
1	11:32.289	105.1	1:02.878	146.1	41.647	180.6	13:16.814									
2	29.993	186.1	52.197	161.4	1:00.374		2:22.564	Pit								

8 PEDALA			ITA			Rangoni Motorsport										
1	11:00.198	124.9	1:01.248	152.1	41.146	180.6	12:42.592	7	30.065	188.9	51.058	160.2	39.848	177.4	2:00.971	
2	29.636	190.6	50.857	159.5	39.203	179.3	1:59.696	8	30.022	189.9	51.035	159.7	45.143	2:06.200	Pit	
3	29.556	191.6	50.916	160.0	40.572	170.8	2:01.044	9	4:30.281	188.6	51.628	158.3	39.417	178.7	6:01.326	
4	34.860	176.2	51.214	160.4	51.196		2:17.270	Pit	10	29.809	190.2	50.973	160.4	39.597	175.6	2:00.379
5	7:02.535	181.4	53.375	160.2	40.525	181.2	8:36.435									
6	29.871	190.2	50.477	160.9	39.702	179.3	2:00.050									



Weather/Track: Sun 26° / Dry 38°

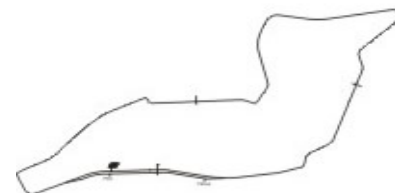


Circuit Length - 4.909 kilometres
Autodromo Enzo e Dino Ferrari
Imola

2009 SEAT Leon EuroCup

Free Practice 2 - Sector Analysis Report

Lap	S1 Time	S1 Spd	S2 Time	S2 Spd	S3 Time	S3 Spd	Lap Time	Pit	Lap	S1 Time	S1 Spd	S2 Time	S2 Spd	S3 Time	S3 Spd	Lap Time	Pit
9 RODA									ITA Rangoni Motorsport								
1	10:57.788	121.1	1:04.296	131.7	46.275	168.5	12:48.359		8	30.808	187.6	53.448	153.8	47.095		2:11.351	Pit
2	32.253	180.5	54.771	156.9	45.229	145.6	2:12.253		9	2:35.919	186.1	53.308	154.5	40.982	176.8	4:10.209	
3	31.718	186.4	53.457	156.7	41.059	177.4	2:06.234		10	30.309	187.3	52.551	157.2	40.548	177.4	2:03.408	
4	30.682	185.7	52.718	156.9	41.014	173.7	2:04.414		11	30.476	186.1	54.790	153.8	41.113	173.7	2:06.379	
5	30.650	187.0	53.060	155.3	40.736	175.6	2:04.446		12	30.708	185.1	52.391	157.4	40.377	175.0	2:03.476	
6	31.166	185.4	52.642	154.0	40.937	175.6	2:04.745		13	30.528	184.5	52.330	156.0	40.569	174.3	2:03.427	
7	30.657	186.7	53.046	154.5	40.834	176.8	2:04.537										
10 BARTH									SUI SEAT Swiss Racing by SUNRED								
1	11:22.604	167.6	54.759	160.7	40.363	181.2	12:57.726		7	30.138	189.3	50.910	160.4	45.007		2:06.055	Pit
2	29.971	189.3	53.101	157.8	39.947	178.7	2:03.019		8	8:25.320	149.1	56.292	156.9	46.035	164.1	10:07.647	
3	29.844	190.2	50.440	161.4	39.800	175.6	2:00.084		9	33.334	166.1	1:03.807	99.4	47.659	181.9	2:24.800	
4	29.918	189.9	50.994	159.0	39.567	180.6	2:00.479		10	29.655	190.9	50.806	158.8	39.168	181.2	1:59.629	
5	29.786	190.2	51.734	160.2	40.028	176.2	2:01.548		11	29.694	190.9	50.713	160.4	39.324	179.3	1:59.731	
6	34.827	177.9	51.070	160.7	39.866	176.2	2:05.763										
11 SONDEREGGER									SUI Ursinho Racing by Carpi								
1	11:16.947	150.4	1:03.397	145.5	45.994	180.0	13:06.338		8	30.699	188.6	53.469	159.0	40.594	180.6	2:04.762	
2	33.101	171.0	54.099	157.8	41.023	180.0	2:08.223		9	30.237	190.2	52.605	159.2	40.359	179.3	2:03.201	
3	30.416	188.6	53.690	158.5	40.442	177.4	2:04.548		10	30.479	189.3	52.805	158.1	41.393	168.0	2:04.677	
4	30.479	189.9	53.117	158.8	40.844	180.0	2:04.440		11	31.698	186.1	52.274	158.3	40.673	181.2	2:04.645	
5	30.609	189.6	53.112	160.4	40.601	181.2	2:04.322		12	30.542	189.6	53.664	158.1	40.560	180.0	2:04.766	
6	30.724	188.0	1:03.023	118.0	53.954		2:27.701	Pit	13	30.236	188.6	52.676	159.7	41.204	178.7	2:04.116	
7	2:00.005	152.5	1:37.797	144.7	43.019	178.7	4:20.821										
15 MARKIN									RUS Team Russia								
1	11:05.552	147.7	58.717	157.4	44.040	181.2	12:48.309		8	30.582	189.3	52.272	159.2	40.376	165.2	2:03.230	
2	30.937	186.7	53.255	158.5	40.151	179.3	2:04.343		9	30.819	189.6	52.047	159.7	40.507	176.2	2:03.373	
3	30.278	188.0	51.948	158.8	40.010	179.3	2:02.236		10	30.702	189.6	52.733	159.5	46.610	158.4	2:10.045	
4	30.491	186.4	53.712	158.1	39.641	178.7	2:03.844		11	31.056	189.6	52.539	158.1	50.614		2:14.209	Pit
5	30.378	186.4	52.102	158.1	40.307	173.1	2:02.787		12	1:22.156	186.4	52.036	159.2	39.755	179.3	2:53.947	
6	32.547	180.0	52.564	157.4	51.730		2:16.841	Pit	13	30.199	188.6	51.848	158.3	39.807	179.3	2:01.854	
7	2:42.321	187.3	52.896	158.8	40.202	176.2	4:15.419										
16 PETRIKOV									RUS Team Russia								
1	11:07.231	150.4	1:08.725	150.8	46.833	180.6	13:02.789		8	2:38.835	185.1	52.084	161.4	39.655	182.6	4:10.574	
2	31.080	179.1	52.411	159.5	40.219	181.9	2:03.710		9	30.104	188.6	52.148	160.2	39.815	181.2	2:02.067	
3	30.020	191.2	51.158	161.6	41.024	170.8	2:02.202		10	30.155	188.3	51.148	160.9	39.655	181.2	2:00.958	
4	30.571	189.6	51.301	159.7	40.603	180.0	2:02.475		11	30.011	189.6	51.191	160.7	39.688	183.9	2:00.890	
5	29.997	189.6	51.466	160.9	39.927	181.9	2:01.390		12	29.587	190.2	54.077	150.8	47.615		2:11.279	Pit
6	31.386	185.1	51.321	159.7	40.501	181.2	2:03.208		13	2:26.723	159.3	53.164	160.4	39.471	181.2	3:59.358	
7	30.100	190.6	51.396	160.0	45.445		2:06.941	Pit									



Weather/Track: Sun 26° / Dry 38°

Circuit Length - 4.909 kilometres
Autodromo Enzo e Dino Ferrari
Imola

2009 SEAT Leon EuroCup

Free Practice 2 - Sector Analysis Report

Lap S1 Time S1 Spd S2 Time S2 Spd S3 Time S3 Spd Lap Time Pit Lap S1 Time S1 Spd S2 Time S2 Spd S3 Time S3 Spd Lap Time Pit

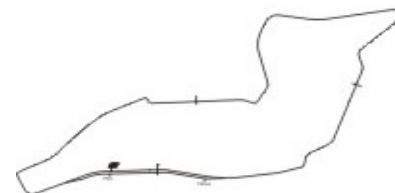
18 DUDUKALO RUS						Rangoni Motorsport									
1	11:03.194	112.6	59.692	156.7	45.128	178.7	12:48.014	8	30.662	187.6	52.317	156.2	46.161	2:09.140	Pit
2	32.024	182.0	53.773	158.1	39.864	179.3	2:05.661	9	3:05.442	184.5	51.886	158.8	39.641	178.0	4:36.969
3	30.308	188.6	51.914	159.2	39.768	179.3	2:01.990	10	30.060	188.0	51.553	157.6	39.627	176.8	2:01.240
4	30.402	188.3	53.496	158.1	40.196	173.7	2:04.094	11	30.283	188.6	51.380	158.3	39.564	178.7	2:01.227
5	31.069	186.4	57.032	156.7	40.251	178.7	2:08.352	12	30.432	187.0	51.396	157.4	39.741	178.7	2:01.569
6	31.619	186.1	52.226	156.2	40.506	177.4	2:04.351	13	30.368	186.4	51.656	156.5	39.940	178.0	2:01.964
7	30.603	185.4	52.472	157.4	40.161	177.4	2:03.236								

19 CORONEL NED						SUNRED										
1	11:22.096	163.1	56.736	160.0	48.701	178.0	13:07.533	Pit	8	29.823	189.3	51.679	159.0	46.336	2:07.838	Pit
2	1:53.876	185.4	52.747	160.7	39.569	179.3	3:26.192	9	4:31.174	187.6	51.835	160.9	39.198	179.3	6:02.207	
3	30.617	185.4	51.185	160.0	39.192	179.3	2:00.994	10	29.903	188.0	50.767	161.1	39.020	180.0	1:59.690	
4	29.995	189.3	51.027	157.6	39.398	178.7	2:00.420	11	29.689	188.6	50.983	161.1	39.141	179.3	1:59.813	
5	30.256	187.3	50.823	159.5	39.021	179.3	2:00.100	12	29.731	188.3	50.986	160.7	39.947	173.1	2:00.664	
6	29.727	188.9	50.706	160.2	39.297	181.9	1:59.730									
7	29.572	190.2	50.522	161.6	39.195	180.0	1:59.289									

21 KAMPHUES NED						SUNRED - SEAT Team Holland										
1	11:34.173	122.4	1:02.359	156.7	42.766	178.0	13:19.298	8	30.203	189.9	53.679	160.7	41.834	180.0	2:05.716	
2	30.434	187.6	53.327	160.2	39.827	179.3	2:03.588	9	29.803	191.2	51.319	160.9	39.480	182.6	2:00.602	
3	29.842	189.9	52.061	160.2	40.520	176.8	2:02.423	10	29.762	189.9	52.858	156.9	39.679	181.9	2:02.299	
4	30.245	189.3	51.730	159.0	39.900	176.8	2:01.875	11	30.587	185.7	52.031	159.5	39.601	181.9	2:02.219	
5	30.623	188.0	51.671	160.0	45.434	178.7	2:07.728	Pit	12	29.583	191.2	51.328	159.7	40.768	179.3	2:01.679
6	6:11.260	92.6	1:10.560	124.8	41.841	178.7	8:03.661									
7	30.195	190.2	51.704	161.1	40.038	179.3	2:01.937									

23 MATEJOVSKY CZE						SUNRED - BRT										
1	11:30.855	105.1	1:04.732	105.0	1:01.029	13:36.616	Pit	7	4:10.378	183.9	53.594	160.2	40.602	172.0	5:44.574	
2	3:47.499	162.4	53.066	159.0	40.235	174.3	5:20.800	8	30.254	189.6	51.044	159.2	39.303	180.0	2:00.601	
3	30.213	188.0	51.070	159.2	39.610	179.3	2:00.893	9	29.794	189.9	51.078	160.0	39.741	179.3	2:00.613	
4	29.868	189.3	50.781	159.5	39.676	178.7	2:00.325	10	29.965	190.2	50.914	159.5	39.994	176.2	2:00.873	
5	30.238	188.0	50.741	160.4	40.002	176.8	2:00.981	11	31.743	188.6	51.718	158.8	45.776		2:09.237	Pit
6	30.874	188.3	51.793	161.1	46.207		2:08.874	Pit								

30 NAVARRO ESP						SUNRED										
1	11:36.294	150.6	1:02.439	154.0	46.044	176.2	13:24.777	8	30.745	187.6	59.687	159.2	41.744	180.0	2:12.176	
2	35.305	173.1	58.651	157.4	43.754	178.0	2:17.710	9	30.518	188.3	53.095	158.8	40.474	178.0	2:04.087	
3	31.289	183.3	54.262	157.4	40.929	178.0	2:06.480	10	30.653	187.0	52.386	159.7	39.711	180.6	2:02.750	
4	31.095	185.1	53.890	156.9	40.901	179.3	2:05.886	11	30.418	186.1	56.025	160.4	40.993	181.2	2:07.436	
5	30.832	186.7	53.469	158.5	47.829		2:12.130	Pit	12	30.120	188.3	51.718	159.0	39.917	180.0	2:01.755
6	3:29.467	177.9	54.068	159.7	41.289	180.0	5:04.824	13	30.285	188.3	52.144	159.2	40.317	177.4	2:02.746	
7	31.383	183.3	1:01.851	141.1	41.089	181.2	2:14.323									



Weather/Track: Sun 26° / Dry 38°

Circuit Length - 4.909 kilometres
Autodromo Enzo e Dino Ferrari
Imola

2009 SEAT Leon EuroCup

Free Practice 2 - Sector Analysis Report

Lap S1 Time S1 Spd S2 Time S2 Spd S3 Time S3 Spd Lap Time Pit Lap S1 Time S1 Spd S2 Time S2 Spd S3 Time S3 Spd Lap Time Pit

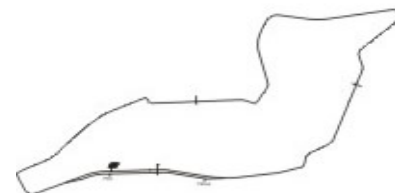
32 ROSSI						FRA		SUNRED									
1	11:25.332	173.4	56.609	160.0	41.329	183.9	13:03.270	8	29.931	192.2	51.400	161.9	46.227		2:07.558	Pit	
2	29.902	189.9	51.707	162.1	39.948	181.9	2:01.557	9	3:35.469	190.9	51.384	162.8	39.313	184.6	5:06.166		
3	29.759	193.3	51.332	160.9	45.317		2:06.408	Pit	10	29.442	193.6	50.877	161.1	39.278	183.9	1:59.597	
4	2:56.398	184.5	52.899	161.1	40.657	183.2	4:29.954	11	29.513	192.9	50.856	160.9	39.306	181.2	1:59.675		
5	29.808	191.6	51.066	161.4	39.620	180.6	2:00.494	12	29.724	189.6	50.718	162.1	39.344	181.9	1:59.786		
6	29.961	192.9	51.085	160.7	39.719	182.6	2:00.765										
7	29.709	192.9	51.081	160.9	39.628	183.2	2:00.418										

33 HATVANI						HUN		Zsille Motorsport									
1	10:53.185	129.3	1:00.728	154.2	41.089	180.6	12:35.002	6	29.813	186.1	50.529	161.4	39.147	179.3	1:59.489		
2	30.208	189.6	51.811	158.1	42.424	183.2	2:04.443	7	29.816	192.6	1:06.574	116.0	45.091	183.2	2:21.481		
3	29.647	189.3	50.843	160.7	39.460	177.4	1:59.950	8	29.608	188.0	50.419	159.7	1:00.801		2:20.828	Pit	
4	32.918	164.6	57.047	120.2	52.631		2:22.596	Pit									
5	2:57.945	98.1	56.172	160.0	39.779	183.2	4:33.896										

34 BARKOVICS						HUN		Zsille Motorsport								
1	10:55.251	126.9	1:05.864	138.6	45.815	181.2	12:46.930	9	30.283	189.3	52.244	159.5	39.646	180.0	2:02.173	
2	31.244	185.7	54.107	160.0	41.887	183.2	2:07.238	10	30.239	189.6	52.345	159.2	40.096	179.3	2:02.680	
3	30.473	191.6	52.857	158.3	39.819	180.6	2:03.149	11	30.463	189.9	52.445	160.9	40.088	178.0	2:02.996	
4	30.767	187.6	52.785	158.1	40.219	176.8	2:03.771	12	30.148	189.9	52.337	162.1	40.380	181.2	2:02.865	
5	30.611	189.3	53.027	155.3	39.683	181.2	2:03.321	13	29.930	190.6	53.197	159.2	39.827	179.3	2:02.954	
6	40.529	176.8	52.560	159.7	39.897		2:12.986	14	30.108	180.8	52.237	160.7	39.988	182.6	2:02.333	
7	30.126	186.4	52.429	160.4	39.711		2:02.266	15	30.424	187.6	52.152	160.2	39.929	179.3	2:02.505	
8	30.296	188.6	52.094	161.4	40.344	180.6	2:02.734									

50 WEBER						HUN		Zengo Motorsport									
1	11:10.580	158.4	59.008	154.2	41.804	184.6	12:51.392	8	29.684	193.3	51.418	162.6	39.468	183.2	2:00.570		
2	30.219	156.8	1:04.815	85.1	45.957	182.6	2:20.991	9	29.682	193.9	50.757	164.3	38.992	181.2	1:59.431		
3	30.269	192.2	51.575	163.8	39.009	183.2	2:00.853	10	31.920	113.3	1:13.972	120.1	46.934	182.6	2:32.826		
4	31.401	150.6	59.067	107.7	57.349		2:27.817	Pit	11	29.596	193.9	1:25.551	147.1	41.675	183.2	2:36.822	
5	3:19.686	188.6	52.611	163.1	39.645	181.2	4:51.942	12	29.562	193.6	54.474	158.8	39.991	183.2	2:04.027		
6	29.719	192.2	50.982	163.3	39.194	182.6	1:59.895	13	29.550	193.6	50.824	163.1	39.390	183.2	1:59.764		
7	30.450	190.9	53.723	164.1	39.765	182.6	2:03.938										

51 MURRAY						IRL		Rangoni Motorsport									
1	11:01.607	118.7	1:00.291	154.5	41.546	180.6	12:43.444	8	30.071	187.0	50.628	158.8	39.193	176.8	1:59.892		
2	29.780	188.0	1:03.097	157.8	42.433	175.0	2:15.310	9	30.106	187.6	51.230	158.5	39.557	178.0	2:00.893		
3	30.393	186.1	51.181	158.3	39.384	175.0	2:00.958	10	30.051	188.0	55.215	156.2	40.598	178.7	2:05.864		
4	30.141	187.3	51.234	160.0	52.016		2:13.391	Pit	11	30.038	186.1	50.975	159.2	40.234	173.7	2:01.247	
5	6:51.399	185.4	52.941	157.2	40.119	180.0	8:24.459	12	31.112	185.1	51.715	158.3	39.589	177.4	2:02.416		
6	29.942	188.3	50.998	160.0	40.303	176.8	2:01.243										
7	30.231	186.7	52.225	125.1	43.919	175.6	2:06.375										



Weather/Track: Sun 26° / Dry 38°

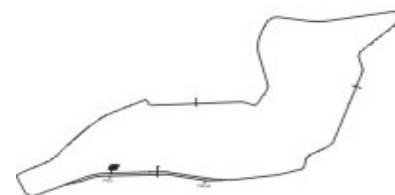
Circuit Length - 4.909 kilometres
Autodromo Enzo e Dino Ferrari
Imola

2009 SEAT Leon EuroCup Free Practice 2 - Best Sector Speeds Report

SECTOR 1				SECTOR 2				SECTOR 3				
POS	NO	NAME	SPEED	LAP	NO	NAME	SPEED	LAP	NO	NAME	SPEED	LAP
1	50	WEBER	193.9	9	50	WEBER	164.3	9	32	ROSSI	184.6	9
2	32	ROSSI	193.6	10	32	ROSSI	162.8	9	50	WEBER	184.6	1
3	33	HATVANI	192.6	7	4	LARINI	162.1	2	3	MICHELISZ	183.9	7
4	3	MICHELISZ	192.2	8	34	BARKOVICS	162.1	12	16	PETRIKOV	183.9	11
5	8	PEDALA	191.6	3	3	MICHELISZ	161.9	10	6	IBRAN	183.2	8
6	34	BARKOVICS	191.6	3	16	PETRIKOV	161.6	3	33	HATVANI	183.2	2
7	4	LARINI	191.2	8	19	CORONEL	161.6	7	34	BARKOVICS	183.2	2
8	6	IBRAN	191.2	9	7	PONTI	161.4	2	21	KAMPHUES	182.6	9
9	16	PETRIKOV	191.2	3	10	BARTH	161.4	3	10	BARTH	181.9	9
10	21	KAMPHUES	191.2	9	33	HATVANI	161.4	6	19	CORONEL	181.9	6
11	10	BARTH	190.9	10	21	KAMPHUES	161.1	7	4	LARINI	181.2	1
12	11	SONDEREGGE	190.2	9	23	MATEJOVSKY	161.1	6	8	PEDALA	181.2	5
13	19	CORONEL	190.2	7	8	PEDALA	160.9	6	11	SONDEREGGE	181.2	5
14	23	MATEJOVSKY	190.2	10	6	IBRAN	160.7	5	15	MARKIN	181.2	1
15	15	MARKIN	189.6	9	11	SONDEREGGE	160.4	5	30	NAVARRO	181.2	7
16	18	DUDUKALO	188.6	3	30	NAVARRO	160.4	11	7	PONTI	180.6	1
17	30	NAVARRO	188.3	9	51	MURRAY	160.0	4	51	MURRAY	180.6	1
18	51	MURRAY	188.3	6	15	MARKIN	159.7	9	23	MATEJOVSKY	180.0	8
19	9	RODA	187.6	8	18	DUDUKALO	159.2	3	18	DUDUKALO	179.3	2
20	1	CLAIRET	187.0	8	9	RODA	157.4	12	1	CLAIRET	177.4	1
21	7	PONTI	186.1	2	1	CLAIRET	156.7	3	9	RODA	177.4	3



Weather/Track: Sun 26° / Dry 38°



Circuit Length - 4.909 kilometres
Autodromo Enzo e Dino Ferrari
Imola

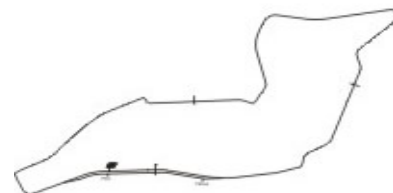
2009 SEAT Leon EuroCup Free Practice 2 - Best Sector Times Report

POS	NO	SECTOR 1		NO	SECTOR 2		NO	SECTOR 3		NO	NAME	IDEAL/BEST LAP COMPARISON			DIFF
		TIME	LAP		TIME	LAP		TIME	LAP			IDEAL	BEST	LAP	
1	3	29.339	8	33	50.419	8	50	38.992	9	3	MICHELISZ	1:58.857	1:59.063	10	+ 0.206
2	32	29.442	10	10	50.440	3	19	39.020	10	19	CORONEL	1:59.114	1:59.289	7	+ 0.175
3	50	29.550	13	3	50.473	9	4	39.026	8	33	HATVANI	1:59.174	1:59.489	6	+ 0.315
4	8	29.556	3	8	50.477	6	3	39.045	10	8	PEDALA	1:59.236	1:59.696	2	+ 0.460
5	19	29.572	7	19	50.522	7	33	39.147	6	10	BARTH	1:59.263	1:59.629	10	+ 0.366
6	21	29.583	12	4	50.587	3	10	39.168	10	50	WEBER	1:59.299	1:59.431	9	+ 0.132
7	16	29.587	12	51	50.628	8	51	39.193	8	4	LARINI	1:59.376	1:59.858	3	+ 0.482
8	33	29.608	8	32	50.718	12	8	39.203	2	32	ROSSI	1:59.438	1:59.597	10	+ 0.159
9	10	29.655	10	23	50.741	5	32	39.278	10	51	MURRAY	1:59.601	1:59.892	8	+ 0.291
10	4	29.763	3	50	50.757	9	23	39.303	8	23	MATEJOVSK	1:59.838	2:00.325	4	+ 0.487
11	51	29.780	2	16	51.148	10	16	39.471	13	16	PETRIKOV	2:00.206	2:00.890	11	+ 0.684
12	23	29.794	9	21	51.319	9	21	39.480	9	21	KAMPHUES	2:00.382	2:00.602	9	+ 0.220
13	34	29.930	13	18	51.380	11	18	39.564	11	18	DUDUKALO	2:01.004	2:01.227	11	+ 0.223
14	7	29.993	2	6	51.448	12	15	39.641	4	6	IBRAN	2:01.208	2:01.555	12	+ 0.347
15	6	30.000	12	30	51.718	12	34	39.646	9	30	NAVARRO	2:01.549	2:01.755	12	+ 0.206
16	18	30.060	10	15	51.848	13	30	39.711	10	34	BARKOVICS	2:01.670	2:02.173	9	+ 0.503
17	30	30.120	12	34	52.094	8	6	39.760	11	15	MARKIN	2:01.688	2:01.854	13	+ 0.166
18	15	30.199	13	7	52.197	2	1	40.099	11	1	CLAIRET	2:02.750	2:02.750	11	+ 0.000
19	11	30.236	13	11	52.274	11	11	40.359	9	11	SONDEREGG	2:02.869	2:03.201	9	+ 0.332
20	9	30.309	10	1	52.320	11	9	40.377	12	9	RODA	2:03.016	2:03.408	10	+ 0.392
21	1	30.331	11	9	52.330	13	7	41.647	1	7	PONTI	2:03.837	2:22.564	2	+ 18.72

'Perfect Lap' - 1:58.750



Weather/Track: Sun 26° / Dry 38°



Circuit Length - 4.909 kilometres
Autodromo Enzo e Dino Ferrari
Imola

2009 SEAT Leon EuroCup QUALIFYING

POS	NO	CL	DRIVER	NAT	TEAM	TIME	LAPS	GAP	KPH
1	32		Michael ROSSI	FRA	SUNRED	1:57.638	13		150.22
2	50		Gabor WEBER	HUN	Zengo Motorsport	1:57.664	9	0.026	150.19
3	33		Balint HATVANI	HUN	Zsille Motorsport	1:57.771	10	0.133	150.05
4	19		Tim CORONEL	NED	SUNRED	1:57.922	12	0.284	149.86
5	51		Eoin MURRAY	IRL	Rangoni Motorsport	1:58.238	11	0.600	149.46
6	10		Fredy BARTH	SUI	SEAT Swiss Racing by SUNRED	1:58.296	13	0.658	149.39
7	8		Massimiliano PEDALA	ITA	Rangoni Motorsport	1:58.322	11	0.684	149.35
8	1		Jean Marie CLAIRET	FRA	Team Clairet Sport	1:58.364	12	0.726	149.30
9	4		Andrea LARINI	ITA	Zengo Motorsport	1:58.423	13	0.785	149.23
10	23		Michal MATEJOVSKY	CZE	SUNRED - BRT	1:58.610	12	0.972	148.99
11	16		Oleg PETRIKOV	RUS	Team Russia	1:58.673	13	1.035	148.91
12	21		Rob KAMPHUES	NED	SUNRED - SEAT Team Holland	1:59.304	13	1.666	148.12
13	15		Anton MARKIN	RUS	Team Russia	1:59.553	13	1.915	147.82
14	6		Javier IBRAN	ESP	SUNRED	1:59.554	11	1.916	147.81
15	18		Alexey DUDUKALO	RUS	Rangoni Motorsport	1:59.572	12	1.934	147.79
16	34		Zoltan BARKOVICS	HUN	Zsille Motorsport	1:59.745	10	2.107	147.58
17	30		Santiago NAVARRO	ESP	SUNRED	1:59.748	12	2.110	147.58
18	7		Aldo PONTI	ITA	SUNRED	2:01.142	13	3.504	145.88
19	11		Urs SONDEREGGER	SUI	Ursinho Racing by Carpi	2:01.670	12	4.032	145.24
20	9		Davide RODA	ITA	Rangoni Motorsport	2:05.855	6	8.217	140.41
QUALIFICATION MAXIMA						2:05.872			
3			Norbert MICHELISZ	HUN	Zengo Motorsport	12:54.169	1	10:56.531	22.82

Weather/Track: Sun 22°/Dry 37°

Imola
Circuit Length = 4.9090 km.
Start: 10:15 End: 10:45

Race Director:	Steward:	Timekeeper:
----------------	----------	-------------

2009 SEAT Leon EuroCup Qualifying - Sector Analysis Report

Lap S1 Time S1 Spd S2 Time S2 Spd S3 Time S3 Spd Lap Time Pit Lap S1 Time S1 Spd S2 Time S2 Spd S3 Time S3 Spd Lap Time Pit

1 CLAIRET							FRA		Team Clairet Sport						
1	11:11.454	164.8	58.495	160.0	46.371	185.9	12:56.320	8	2:54.291	157.0	56.852	160.0	40.153	180.0	4:31.296
2	31.726	175.3	52.916	161.4	39.985	181.2	2:04.627	9	29.482	191.6	50.664	160.4	39.578	181.9	1:59.724
3	32.346	187.0	51.448	159.5	45.910		2:09.704 Pit	10	29.526	190.6	50.441	161.4	38.638	182.6	1:58.605
4	2:54.395	177.9	54.584	161.4	42.142	182.6	4:31.121	11	29.279	190.9	50.135	162.8	38.950	181.9	1:58.364
5	29.821	192.6	50.670	160.2	38.803	181.9	1:59.294	12	29.430	191.6	50.532	158.5	42.672	136.5	2:02.634
6	29.315	191.2	50.335	162.4	39.024	180.6	1:58.674								
7	29.484	190.9	50.591	160.7	54.055		2:14.130 Pit								

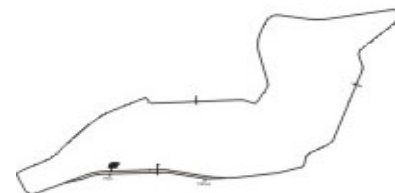
3 MICHELISZ							HUN		Zengo Motorsport						
1	11:04.736	141.4	1:04.249	148.9	45.184	182.6	12:54.169								

4 LARINI							ITA		Zengo Motorsport						
1	11:05.504	147.5	1:04.066	155.3	45.563	181.9	12:55.133	8	29.596	190.9	50.474	162.6	39.166	182.6	1:59.236
2	33.313	118.3	1:12.002		1:13.985	179.3	2:59.300	9	29.622	188.9	51.603	158.3	44.104		2:05.329 Pit
3	30.366	191.6	52.778	160.0	40.112	181.9	2:03.256	10	2:02.159	179.1	52.389	160.9	39.166	180.6	3:33.714
4	29.987	191.9	53.550	150.4	48.581		2:12.118 Pit	11	29.641	191.9	50.519	163.1	38.600	181.9	1:58.760
5	1:59.530	176.8	1:03.828	142.2	40.021	181.9	3:43.379	12	29.693	192.2	50.569	162.8	38.676	183.2	1:58.938
6	29.780	192.6	50.749	161.9	39.334	181.9	1:59.863	13	29.441	192.2	50.280	160.7	38.702	180.6	1:58.423
7	29.765	191.6	50.556	161.6	38.932	181.2	1:59.253								

6 IBRAN							ESP		SUNRED						
1	11:37.685	168.9	1:01.873	157.6	45.594	180.0	13:25.152	7	2:10.438	181.4	53.528	161.4	41.229	181.9	3:45.195
2	35.124	170.2	1:01.763	155.3	53.897		2:30.784 Pit	8	29.832	190.2	51.241	160.7	39.132	181.9	2:00.205
3	3:02.226	180.0	55.371	158.5	41.822	179.3	4:39.419	9	29.741	192.9	54.627	140.0	42.280	180.0	2:06.648
4	30.255	189.3	51.903	161.6	39.625	181.2	2:01.783	10	29.733	192.9	50.845	161.9	38.976	181.9	1:59.554
5	29.953	189.3	51.243	160.2	39.498	180.6	2:00.694	11	32.016	151.6	1:00.905	152.5	55.524		2:28.445 Pit
6	30.633	172.9	56.189	156.5	48.779		2:15.601 Pit								

7 PONTI							ITA		SUNRED						
1	12:15.442	85.2	1:08.905	104.0	42.985	173.7	14:07.332	8	30.181	187.6	51.302	154.5	39.659	175.6	2:01.142
2	31.068	186.7	53.358	155.6	40.646	176.2	2:05.072	9	30.201	187.3	51.593	154.0	44.369		2:06.163 Pit
3	30.411	186.1	52.227	154.9	39.908	175.0	2:02.546	10	1:52.318	181.1	55.303	124.4	40.374	175.6	3:27.995
4	30.341	186.4	51.341	155.3	39.637	176.8	2:01.319	11	30.239	187.0	51.223	154.9	39.690	174.3	2:01.152
5	30.206	187.3	51.802	153.4	44.654		2:06.662 Pit	12	30.409	187.3	51.430	154.7	39.433	175.6	2:01.272
6	1:57.186	175.3	55.529	156.2	39.740	177.4	3:32.455	13	30.050	186.7	51.419	156.0	39.869	174.3	2:01.338
7	30.006	188.3	51.544	155.6	39.778	175.6	2:01.328								

8 PEDALA							ITA		Rangoni Motorsport						
1	11:02.422	121.5	1:04.638	133.4	44.914	181.2	12:51.974	7	5:45.247	118.4	59.193	131.3	41.616	181.9	7:26.056
2	29.602	191.9	1:16.109	80.7	1:01.608		2:47.319 Pit	8	29.567	190.2	54.370	133.3	41.928	182.6	2:05.865
3	2:12.420	121.4	57.212	146.5	42.084	180.6	3:51.716	9	29.353	190.9	50.168	161.6	38.801	181.2	1:58.322
4	29.653	191.2	50.077	161.1	38.601	180.6	1:58.331	10	29.533	189.9	50.096	161.9	38.808	181.2	1:58.437
5	29.318	190.6	50.355	161.6	38.720	180.6	1:58.393	11	34.837	139.5	1:01.292	86.4	1:06.928		2:43.057 Pit
6	31.597	188.6	53.698	160.0	47.929		2:13.224 Pit								



Weather/Track: Sun 22° /Dry 37°

Circuit Length - 4.909 kilometres
Autodromo Enzo e Dino Ferrari
Imola

2009 SEAT Leon EuroCup Qualifying - Sector Analysis Report

Lap S1 Time S1 Spd S2 Time S2 Spd S3 Time S3 Spd Lap Time Pit Lap S1 Time S1 Spd S2 Time S2 Spd S3 Time S3 Spd Lap Time Pit

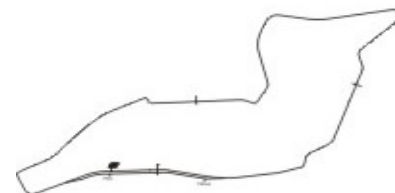
9 RODA						ITA Rangoni Motorsport									
1	11:03.547	128.5	1:16.016	142.8	56.315	13:15.878	Pit	5	31.211	184.2	53.292	153.8	41.352	170.8	2:05.855
2	1:44.691	150.4	56.155	154.7	42.060	172.0	3:22.906	6	38.032	96.7	1:02.317	149.3	53.026		2:33.375 Pit
3	31.571	183.6	55.282	148.7	43.285	173.7	2:10.138								
4	31.684	183.0	53.885	155.3	40.972	173.1	2:06.541								

10 BARTH						SUI SEAT Swiss Racing by SUNRED									
1	11:14.995	167.6	57.528	160.7	43.452	183.2	12:55.975	8	29.559	190.2	49.938	160.4	43.878		2:03.375 Pit
2	31.879	177.3	1:00.096	153.6	39.737	182.6	2:11.712	9	2:09.660	186.7	51.539	161.1	38.999	182.6	3:40.198
3	30.537	192.6	50.838	160.2	44.460		2:05.835 Pit	10	29.544	191.6	50.034	161.9	38.877	181.9	1:58.455
4	2:15.947	182.0	52.344	161.9	44.431	181.2	3:52.722	11	29.520	190.6	50.214	162.1	39.053	181.2	1:58.787
5	29.966	190.6	50.343	162.1	38.791	181.2	1:59.100	12	29.622	191.2	50.145	160.4	38.803	182.6	1:58.570
6	29.604	189.6	50.135	161.1	38.676	182.6	1:58.415	13	29.306	191.6	50.378	160.7	38.697	181.2	1:58.381
7	29.600	190.9	49.984	162.8	38.712	181.9	1:58.296								

11 SONDEREGGER						SUI Ursinho Racing by Carpi									
1	11:39.944	119.2	1:05.560	152.1	46.002	180.6	13:31.506	8	4:07.277	157.0	1:01.783	154.0	46.841	172.6	5:55.901
2	33.674	163.6	1:00.714	136.5	45.006	180.6	2:19.394	9	37.773	176.2	58.860	146.1	41.902	181.2	2:18.535
3	31.547	183.0	54.849	159.2	43.535	181.2	2:09.931	10	30.123	189.9	52.694	159.7	39.556	181.9	2:02.373
4	30.282	190.2	53.089	158.5	40.055	179.3	2:03.426	11	30.037	191.2	52.152	159.2	39.698	182.6	2:01.887
5	30.343	188.9	52.686	160.0	39.858	180.0	2:02.887	12	29.984	189.6	51.914	160.0	39.772	181.2	2:01.670
6	30.115	190.9	52.445	158.8	39.777	181.9	2:02.337								
7	35.023	148.1	57.906	151.2	51.270		2:24.199 Pit								

15 MARKIN						RUS Team Russia									
1	11:08.041	171.2	1:03.298	157.4	45.890	180.6	12:57.229	8	29.663	189.9	50.889	160.9	39.001	180.6	1:59.553
2	31.044	181.1	54.175	157.8	39.870	179.3	2:05.089	9	30.561	166.8	54.161	159.7	46.052		2:10.774 Pit
3	32.180	185.4	51.726	158.1	39.426	180.0	2:03.332	10	1:52.461	179.7	52.933	159.5	39.276	180.6	3:24.670
4	30.218	187.6	51.505	156.7	47.406		2:09.129 Pit	11	30.268	187.3	51.054	161.9	38.862	180.6	2:00.184
5	2:09.691	181.1	53.494	159.0	39.523	181.2	3:42.708	12	30.404	187.6	51.159	161.1	38.794	180.6	2:00.357
6	30.038	187.3	51.256	161.4	38.962	180.0	2:00.256	13	29.787	188.3	51.002	160.9	38.950	180.0	1:59.739
7	30.905	172.3	55.892	160.9	38.934	181.2	2:05.731								

16 PETRIKOV						RUS Team Russia									
1	11:16.112	87.5	1:00.832	160.7	46.790	181.9	13:03.734	8	29.616	191.6	50.651	161.9	39.265	183.9	1:59.532
2	31.036	186.7	53.477	162.4	39.764	182.6	2:04.277	9	29.429	191.6	50.183	162.6	39.061	183.9	1:58.673
3	30.401	189.6	51.669	160.9	39.402	182.6	2:01.472	10	29.550	192.2	51.651	160.9	47.253		2:08.454 Pit
4	30.061	190.2	50.811	161.4	39.321	180.6	2:00.193	11	1:45.506	185.7	58.018	123.7	40.590	183.2	3:24.114
5	29.805	191.2	51.091	161.6	45.602		2:06.498 Pit	12	29.683	192.2	51.118	161.9	39.136	181.9	1:59.937
6	1:57.010	179.1	53.979	151.0	41.087	182.6	3:32.076	13	29.518	191.2	50.562	162.1	39.341	181.9	1:59.421
7	29.900	190.9	50.926	159.5	39.169	182.6	1:59.995								



Weather/Track: Sun 22° / Dry 37°

Circuit Length - 4.909 kilometres
Autodromo Enzo e Dino Ferrari
Imola

2009 SEAT Leon EuroCup Qualifying - Sector Analysis Report

Lap S1 Time S1 Spd S2 Time S2 Spd S3 Time S3 Spd Lap Time Pit Lap S1 Time S1 Spd S2 Time S2 Spd S3 Time S3 Spd Lap Time Pit

18 DUDUKALO

RUS

Rangoni Motorsport

1	11:11.117	100.0	1:18.195	111.6	45.972	182.6	13:15.284	8	4:49.393	184.5	53.428	159.5	39.459	178.7	6:22.280
2	30.411	188.9	54.264	110.5	45.313	180.6	2:09.988	9	30.235	187.3	51.108	160.9	39.269	180.0	2:00.612
3	30.385	189.9	52.113	158.1	39.918	178.7	2:02.416	10	34.453	179.4	51.100	160.2	38.903	180.0	2:04.456
4	30.413	188.9	52.759	154.5	42.171	180.6	2:05.343	11	29.873	188.3	50.731	159.7	38.968	180.0	1:59.572
5	30.230	188.6	51.228	159.2	39.257	180.0	2:00.715	12	29.879	188.9	50.841	159.7	39.344	179.3	2:00.064
6	30.066	187.6	51.160	160.2	39.470	180.0	2:00.696								
7	30.294	188.9	50.890	159.5	47.097		2:08.281 Pit								

19 CORONEL

NED

SUNRED

1	11:25.061	162.6	1:11.585	157.6	43.280	183.9	13:19.926	8	29.449	190.6	51.922	163.1	38.403	187.3	1:59.774
2	30.773	190.9	51.367	161.6	48.009		2:10.149 Pit	9	29.194	193.6	50.190	160.0	38.538	183.9	1:57.922
3	2:33.499	178.2	54.433	89.9	46.476	183.2	4:14.408	10	29.280	190.9	50.079	161.4	38.591	181.2	1:57.950
4	29.559	191.9	50.458	162.6	38.577	183.9	1:58.594	11	29.895	188.6	51.092	161.1	41.851	185.2	2:02.838
5	29.500	193.6	50.376	161.6	38.632	184.6	1:58.508	12	29.448	190.9	50.097	162.1	38.452	182.6	1:57.997
6	29.349	192.6	52.073	160.4	48.879		2:10.301 Pit								
7	2:39.316	167.3	54.206	160.4	42.811	183.2	4:16.333								

21 KAMPHUES

NED

SUNRED - SEAT Team Holland

1	11:39.338	140.9	1:03.023	158.1	44.764	178.7	13:27.125	8	30.944	174.0	57.015	122.5	48.395		2:16.354 Pit
2	35.296	161.2	54.830	159.7	40.157	181.2	2:10.283	9	2:51.103	160.0	56.131	160.7	40.259	181.2	4:27.493
3	31.002	186.4	52.289	160.9	42.292	179.3	2:05.583	10	29.681	190.6	51.339	161.1	39.635	181.9	2:00.655
4	30.439	189.9	52.492	161.4	39.533	181.9	2:02.464	11	29.524	191.2	51.107	159.5	39.491	181.9	2:00.122
5	29.549	192.9	51.261	162.4	39.250	181.9	2:00.060	12	29.866	189.6	51.582	162.8	39.161	181.9	2:00.609
6	29.469	192.2	51.088	161.1	39.400	181.9	1:59.957	13	29.567	192.2	50.766	162.1	38.971	181.9	1:59.304
7	29.547	192.2	51.075	162.1	39.174	182.6	1:59.796								

23 MATEJOVSKY

CZE

SUNRED - BRT

1	11:27.033	168.1	1:11.031	151.8	42.449	183.2	13:20.513	8	29.756	189.3	50.163	160.9	38.841	181.9	1:58.760
2	31.480	181.7	59.448	137.2	50.973		2:21.901 Pit	9	29.625	190.2	50.103	161.6	38.882	181.9	1:58.610
3	1:58.580	177.9	54.017	160.2	39.192	180.6	3:31.789	10	30.073	188.9	51.729	159.7	47.061		2:08.863 Pit
4	29.690	190.6	50.576	160.0	38.844	181.9	1:59.110	11	1:56.036	95.2	54.775	154.2	39.479	181.9	3:30.290 Pit
5	29.468	189.3	50.426	162.1	39.291	181.9	1:59.185	12	29.565	190.2	50.400	162.4	46.954		2:06.919 Pit
6	29.424	190.9	50.707	161.1	48.780		2:08.911 Pit								
7	1:57.426	144.8	58.978	158.1	39.062	181.2	3:35.466								

30 NAVARRO

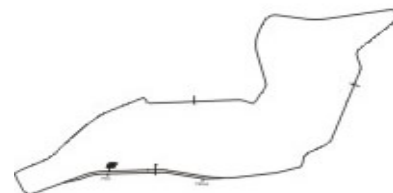
ESP

SUNRED

1	11:38.840	154.8	1:01.963	157.4	45.793	180.0	13:26.596	8	29.900	190.6	51.252	160.2	55.226		2:16.378 Pit
2	35.273	169.9	57.018	160.9	42.120	180.0	2:14.411	9	2:53.293	164.8	1:01.682	122.4	53.793	181.9	4:48.768
3	31.323	185.7	52.711	160.4	40.232	181.2	2:04.266	10	30.134	188.0	51.450	160.7	38.970	181.2	2:00.554
4	30.862	187.3	52.919	161.4	47.902		2:11.683 Pit	11	30.388	187.0	53.672	86.9	41.358	181.9	2:05.418
5	2:34.135	157.7	56.758	160.0	45.335	181.9	4:16.228	12	29.798	188.9	50.780	161.4	39.170	181.9	1:59.748
6	30.505	187.6	51.715	161.4	39.353	180.0	2:01.573								
7	30.325	188.6	51.130	160.0	38.978	182.6	2:00.433								



Weather/Track: Sun 22° / Dry 37°



Circuit Length - 4.909 kilometres
Autodromo Enzo e Dino Ferrari
Imola

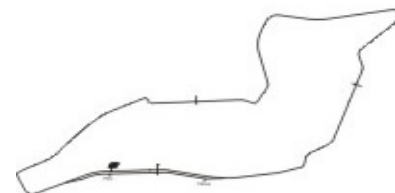
Printed at 10:51, Saturday, 19 September, 2009

© MST Systems Ltd, 2005 (www.mstworld.com)

Page 3

2009 SEAT Leon EuroCup Qualifying - Sector Analysis Report

Lap	S1 Time	S1 Spd	S2 Time	S2 Spd	S3 Time	S3 Spd	Lap Time	Pit	Lap	S1 Time	S1 Spd	S2 Time	S2 Spd	S3 Time	S3 Spd	Lap Time	Pit
32 ROSSI									FRA SUNRED								
1	11:30.319	159.3	1:01.794	158.1	41.175	181.9	13:13.288		8	29.326	192.6	50.160	163.6	38.755	183.2	1:58.241	
2	30.230	191.2	55.580	107.4	41.318	183.2	2:07.128		9	32.399	170.4	53.624	160.4	47.316		2:13.339	Pit
3	29.606	193.6	50.576	163.1	39.162	183.9	1:59.344		10	2:02.221	190.2	51.452	163.1	39.684	185.2	3:33.357	
4	30.402	185.7	53.229	160.7	49.136		2:12.767	Pit	11	29.157	193.9	50.037	163.8	38.470	183.9	1:57.664	
5	2:27.004	73.8	57.528	162.8	40.202	185.2	4:04.734		12	34.877	119.6	55.499	156.7	43.536	185.2	2:13.912	
6	29.213	195.0	50.340	162.4	39.032	183.9	1:58.585		13	29.281	193.9	49.900	164.3	38.457	183.9	1:57.638	
7	29.280	192.9	50.205	161.4	38.866	182.6	1:58.351										
33 HATVANI									HUN Zsille Motorsport								
1	10:54.125	147.3	56.239	156.9	46.489	180.6	12:36.853		7	35.989	171.5	54.139	161.9	39.390	183.9	2:09.518	
2	29.991	189.9	51.504	161.4	39.010	182.6	2:00.505		8	29.329	189.6	49.881	160.7	38.561	183.9	1:57.771	
3	32.055	173.7	55.037	136.5	42.306	183.2	2:09.398		9	29.270	193.9	50.096	162.8	38.491	183.2	1:57.857	
4	29.496	185.7	50.346	161.9	38.725	181.2	1:58.567		10	35.160	131.1	1:03.973	115.1	54.283		2:33.416	Pit
5	32.522	159.8	55.028	151.0	49.918		2:17.468	Pit									
6	2:46.602	129.1	1:03.822	103.2	1:08.452		4:58.876										
34 BARKOVICS									HUN Zsille Motorsport								
1	10:58.324	127.2	1:01.340	133.8	46.360	181.9	12:46.024		7	29.635	191.6	51.187	161.9	38.923	182.6	1:59.745	
2	30.184	190.2	54.282	162.4	38.917	181.9	2:03.383		8	29.879	191.6	51.307	162.4	38.708	181.2	1:59.894	
3	30.093	190.2	51.412	162.6	38.836	181.2	2:00.341		9	29.632	186.4	50.754	162.8	39.941	183.2	2:00.327	
4	29.780	192.2	51.195	163.3	38.973	181.2	1:59.948		10	33.469	151.0	1:03.339	138.4	49.865		2:26.673	Pit
5	32.394	179.7	53.781	145.5	51.740		2:17.915	Pit									
6	3:49.288	179.1	55.023	160.4	39.466	182.6	5:23.777										
50 WEBER									HUN Zengo Motorsport								
1	11:06.878	153.1	1:03.962	156.5	44.598	185.9	12:55.438		6	29.076	195.7	50.053	164.8	38.535	184.6	1:57.664	
2	33.752	140.4	57.544	163.6	39.847	184.6	2:11.143		7	31.904	151.2	1:03.915	126.3	55.515		2:31.334	Pit
3	30.713	193.6	54.985	137.7	57.259		2:22.957	Pit	8	10:05.524	172.9	59.397	90.0	41.288	184.6	11:46.209	
4	1:54.548	181.7	53.774	163.1	42.143	183.9	3:30.465		9	29.441	194.6	50.189	163.3	38.492	184.6	1:58.122	
5	29.619	193.6	55.918	94.0	44.771	185.2	2:10.308										
51 MURRAY									IRL Rangoni Motorsport								
1	10:55.906	153.3	1:00.707	105.2	47.291	179.3	12:43.904		7	5:30.098	103.3	59.516	130.1	41.499	181.9	7:11.113	
2	29.917	189.3	1:30.901	106.4	56.837		2:57.655	Pit	8	29.390	191.6	54.578	130.4	41.578	181.2	2:05.546	
3	2:10.851	122.9	57.019	155.1	42.674	178.7	3:50.544		9	29.440	190.9	50.100	160.9	38.698	181.2	1:58.238	
4	30.247	188.6	50.605	159.5	39.133	180.0	1:59.985		10	29.699	189.6	50.190	159.7	38.677	180.6	1:58.566	
5	29.791	188.9	50.375	158.8	38.633	180.0	1:58.799		11	29.723	187.3	54.706	142.2	56.010		2:20.439	Pit
6	32.459	180.2	1:02.886	107.4	50.513		2:25.858	Pit									



Weather/Track: Sun 22° /Dry 37°

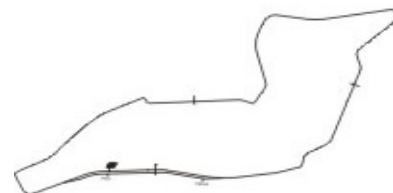
Circuit Length - 4.909 kilometres
Autodromo Enzo e Dino Ferrari
Imola

2009 SEAT Leon EuroCup Qualifying - Best Sector Speeds Report

SECTOR 1				SECTOR 2				SECTOR 3				
POS	NO	NAME	SPEED	LAP	NO	NAME	SPEED	LAP	NO	NAME	SPEED	LAP
1	50	WEBER	195.7	6	50	WEBER	164.8	6	19	CORONEL	187.3	8
2	32	ROSSI	195.0	6	32	ROSSI	164.3	13	1	CLAIRET	185.9	1
3	33	HATVANI	193.9	9	34	BARKOVICS	163.3	4	50	WEBER	185.9	1
4	19	CORONEL	193.6	5	4	LARINI	163.1	11	32	ROSSI	185.2	5
5	6	IBRAN	192.9	9	19	CORONEL	163.1	8	16	PETRIKOV	183.9	8
6	21	KAMPHUES	192.9	5	1	CLAIRET	162.8	11	33	HATVANI	183.9	7
7	1	CLAIRET	192.6	5	10	BARTH	162.8	7	4	LARINI	183.2	12
8	4	LARINI	192.6	6	21	KAMPHUES	162.8	12	10	BARTH	183.2	1
9	10	BARTH	192.6	3	33	HATVANI	162.8	9	23	MATEJOVSKY	183.2	1
10	16	PETRIKOV	192.2	10	16	PETRIKOV	162.6	9	34	BARKOVICS	183.2	9
11	34	BARKOVICS	192.2	4	23	MATEJOVSKY	162.4	12	3	MICHELISZ	182.6	1
12	8	PEDALA	191.9	2	6	IBRAN	161.9	10	8	PEDALA	182.6	8
13	51	MURRAY	191.6	8	8	PEDALA	161.9	10	11	SONDEREGGE	182.6	11
14	11	SONDEREGGE	191.2	11	15	MARKIN	161.9	11	18	DUDUKALO	182.6	1
15	23	MATEJOVSKY	190.9	6	30	NAVARRO	161.4	4	21	KAMPHUES	182.6	7
16	30	NAVARRO	190.6	8	18	DUDUKALO	160.9	9	30	NAVARRO	182.6	7
17	15	MARKIN	189.9	8	51	MURRAY	160.9	9	6	IBRAN	181.9	7
18	18	DUDUKALO	189.9	3	11	SONDEREGGE	160.0	5	51	MURRAY	181.9	7
19	7	PONTI	188.3	7	7	PONTI	156.2	6	15	MARKIN	181.2	5
20	9	RODA	184.2	5	9	RODA	155.3	4	7	PONTI	177.4	6
21	3	MICHELISZ	141.4	1	3	MICHELISZ	148.9	1	9	RODA	173.7	3



Weather/Track: Sun 22° /Dry 37°



Circuit Length - 4.909 kilometres
Autodromo Enzo e Dino Ferrari
Imola

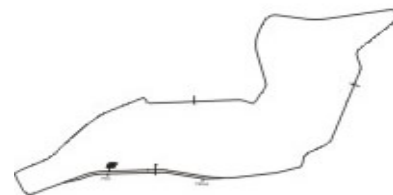
2009 SEAT Leon EuroCup Qualifying - Best Sector Times Report

POS	NO	SECTOR 1		SECTOR 2		SECTOR 3		IDEAL/BEST LAP COMPARISON							
		TIME	LAP	NO	TIME	LAP	NO	TIME	LAP	NO	NAME	IDEAL	BEST	LAP	DIFF
1	50	29.076	6	33	49.881	8	19	38.403	8	32	ROSSI	1:57.514	1:57.638	13	+ 0.124
2	32	29.157	11	32	49.900	13	32	38.457	13	50	WEBER	1:57.621	1:57.664	6	+ 0.043
3	19	29.194	9	10	49.938	8	33	38.491	9	33	HATVANI	1:57.642	1:57.771	8	+ 0.129
4	33	29.270	9	50	50.053	6	50	38.492	9	19	CORONEL	1:57.676	1:57.922	9	+ 0.246
5	1	29.279	11	8	50.077	4	4	38.600	11	10	BARTH	1:57.920	1:58.296	7	+ 0.376
6	10	29.306	13	19	50.079	10	8	38.601	4	8	PEDALA	1:57.996	1:58.322	9	+ 0.326
7	8	29.318	5	51	50.100	9	51	38.633	5	1	CLAIRET	1:58.052	1:58.364	11	+ 0.312
8	51	29.390	8	23	50.103	9	1	38.638	10	51	MURRAY	1:58.123	1:58.238	9	+ 0.115
9	23	29.424	6	1	50.135	11	10	38.676	6	4	LARINI	1:58.321	1:58.423	13	+ 0.102
10	16	29.429	9	16	50.183	9	34	38.708	8	23	MATEJOVSK	1:58.368	1:58.610	9	+ 0.242
11	4	29.441	13	4	50.280	13	15	38.794	12	16	PETRIKOV	1:58.673	1:58.673	9	+ 0.000
12	21	29.469	6	18	50.731	11	23	38.841	8	34	BARKOVICS	1:59.094	1:59.745	7	+ 0.651
13	34	29.632	9	34	50.754	9	18	38.903	10	21	KAMPHUES	1:59.206	1:59.304	13	+ 0.098
14	15	29.663	8	21	50.766	13	30	38.970	10	15	MARKIN	1:59.346	1:59.553	8	+ 0.207
15	6	29.733	10	30	50.780	12	21	38.971	13	18	DUDUKALO	1:59.507	1:59.572	11	+ 0.065
16	30	29.798	12	6	50.845	10	6	38.976	10	30	NAVARRO	1:59.548	1:59.748	12	+ 0.200
17	18	29.873	11	15	50.889	8	16	39.061	9	6	IBRAN	1:59.554	1:59.554	10	+ 0.000
18	11	29.984	12	7	51.223	11	7	39.433	12	7	PONTI	2:00.662	2:01.142	8	+ 0.480
19	7	30.006	7	11	51.914	12	11	39.556	10	11	SONDEREGG	2:01.454	2:01.670	12	+ 0.216
20	9	31.211	5	9	53.292	5	9	40.972	4	9	RODA	2:05.475	2:05.855	5	+ 0.380
21	3	11:04.73	1	3	1:04.249	1	3	45.184	1	3	MICHELISZ	12:54.169	12:54.169	1	+ 0.000

'Perfect Lap' - 1:57.360




Weather/Track: Sun 22° /Dry 37°



Circuit Length - 4.909 kilometres
Autodromo Enzo e Dino Ferrari
Imola

2009 SEAT Leon EuroCup GRID FOR RACE 1

ROW 11		3 MICHELISZ
ROW 10	9 RODA	11 SONDEREGGER
ROW 9	7 PONTI	30 NAVARRO
ROW 8	34 BARKOVICS	23 MATEJOVSKY
ROW 7	18 DUDUKALO	6 IBRAN
ROW 6	15 MARKIN	21 KAMPHUES
ROW 5	16 PETRIKOV	4 LARINI
ROW 4	33 HATVANI	1 CLAIRET
ROW 3	8 PEDALA	10 BARTH
ROW 2	51 MURRAY	19 CORONEL
ROW 1	50 WEBER	32 ROSSI
POLE		
		

Stewards decisions 5, 6 - Cars 23, 33 drop 5 places. Decision 7, Car 3 allowed to start
Weather/Track: Sun 22°/Dry 37°

Imola
Circuit Length = 4.9090 km.
Start: 10:15 End: 10:45

Race Director:	Steward:	Timekeeper:
----------------	----------	-------------

2009 SEAT Leon EuroCup RACE 1 - CLASSIFICATION

POS	NO	CL	DRIVER	NAT	TEAM	TIME	LAPS	GAP	KPH	BEST
1	32		Michael ROSSI	FRA	SUNRED	21:59.582	11		146.69	1:58.835
2	50		Gabor WEBER	HUN	Zengo Motorsport	22:00.882	11	1.300	146.54	1:58.936
3	19		Tim CORONEL	NED	SUNRED	22:08.387	11	8.805	145.72	1:58.992
4	8		Massimiliano PEDALA	ITA	Rangoni Motorsport	22:09.432	11	9.850	145.60	1:59.207
5	51		Eoin MURRAY	IRL	Rangoni Motorsport	22:09.792	11	10.210	145.56	1:59.349
6	10		Fredy BARTH	SUI	SEAT Swiss Racing by SUNRED	22:09.922	11	10.340	145.55	1:59.331
7	3		Norbert MICHELISZ	HUN	Zengo Motorsport	22:10.798	11	11.216	145.45	1:59.166
8	34		Zoltan BARKOVICS	HUN	Zsille Motorsport	22:17.396	11	17.814	144.73	1:59.684
9	1		Jean Marie CLAIRET	FRA	Team Clairet Sport	22:18.946	11	19.364	144.57	2:00.104
10	4		Andrea LARINI	ITA	Zengo Motorsport	22:19.546	11	19.964	144.50	1:59.570
11	23		Michal MATEJOVSKY	CZE	SUNRED - BRT	22:24.748	11	25.166	143.94	2:00.222
12	15		Anton MARKIN	RUS	Team Russia	22:32.264	11	32.682	143.14	1:59.735
13	6		Javier IBRAN	ESP	SUNRED	22:42.261	11	42.679	142.09	2:01.125
14	11		Urs SONDEREGGER	SUI	Ursinho Racing by Carpi	22:47.083	11	47.501	141.59	2:01.776
15	9		Davide RODA	ITA	Rangoni Motorsport	22:48.067	11	48.485	141.49	2:02.543
16	7		Aldo PONTI	ITA	SUNRED	22:48.242	11	48.660	141.47	2:01.957
17	16		Oleg PETRIKOV	RUS	Team Russia	22:22.845	10	1 LAP	130.99	2:00.176
NOT CLASSIFIED										
33			Balint HATVANI	HUN	Zsille Motorsport	6:11.252	3	D.N.F.	140.58	1:59.633
18			Alexey DUDUKALO	RUS	Rangoni Motorsport	3:13.003	1	D.N.F.	87.29	
30			Santiago NAVARRO	ESP	SUNRED	3:29.619	1	D.N.F.	80.37	
21			Rob KAMPHUES	NED	SUNRED - SEAT Team Holland	3:36.755	1	D.N.F.	77.72	
FASTEST LAP										
32			Michael ROSSI		SUNRED	1:58.835	5	148.71kph		92.40mph

Weather/Track: Cloudy 26°/Dry 31°

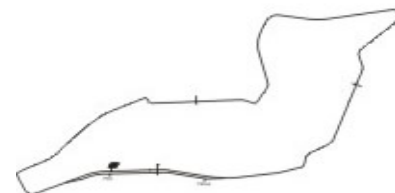
Imola
Circuit Length = 4.9090 km.
Start: 16:17 End: 16:40

Race Director:	Steward:	Timekeeper:
----------------	----------	-------------

2009 SEAT Leon EuroCup

Race 1 - Sector Analysis Report

Lap	S1 Time	S1 Spd	S2 Time	S2 Spd	S3 Time	S3 Spd	Lap Time	Pit	Lap	S1 Time	S1 Spd	S2 Time	S2 Spd	S3 Time	S3 Spd	Lap Time	Pit
1 CLAIRET FRA Team Clairet Sport																	
1	38.095	175.1	52.744	156.2	39.606	182.6	2:10.445		7	30.222	188.0	51.339	158.3	39.536	179.3	2:01.097	
2	29.572	190.9	51.256	160.0	39.277	181.2	2:00.105		8	30.168	188.0	51.330	158.8	39.278	178.7	2:00.776	
3	29.724	189.9	50.970	159.7	39.410	180.6	2:00.104		9	29.914	188.6	51.318	158.8	39.287	180.0	2:00.519	
4	29.950	189.6	52.403	158.8	39.708	178.0	2:02.061		10	29.804	188.0	51.150	160.9	39.288	178.7	2:00.242	
5	30.411	188.9	51.416	159.2	39.652	179.3	2:01.479		11	29.845	188.3	51.161	159.2	39.451	179.3	2:00.457	
6	29.980	188.3	51.928	158.5	39.753	179.3	2:01.661										
3 MICHELISZ HUN Zengo Motorsport																	
1	39.583	188.3	52.529	161.4	39.218	184.6	2:11.330		7	29.392	190.2	51.115	159.7	39.087	181.9	1:59.594	
2	29.489	190.9	51.316	162.4	39.019	185.2	1:59.824		8	29.500	189.6	51.350	159.0	39.132	181.2	1:59.982	
3	29.397	192.6	50.988	161.1	39.378	182.6	1:59.763		9	29.429	190.2	50.928	160.0	39.235	181.9	1:59.592	
4	29.383	189.3	51.209	160.7	39.159	181.9	1:59.751		10	29.670	188.9	51.338	159.5	39.839	178.0	2:00.847	
5	29.297	191.9	50.788	161.6	39.081	182.6	1:59.166		11	30.410	183.9	51.387	158.1	39.488	178.0	2:01.285	
6	29.186	192.6	51.286	160.2	39.192	181.9	1:59.664										
4 LARINI ITA Zengo Motorsport																	
1	38.381	179.7	52.976	159.0	39.628	180.0	2:10.985		7	30.138	185.7	51.480	156.7	39.323	177.4	2:00.941	
2	30.309	188.9	51.920	157.6	39.458	181.2	2:01.687		8	30.247	186.7	51.507	154.9	39.258	176.2	2:01.012	
3	29.562	187.6	50.797	158.3	39.211	180.6	1:59.570		9	29.840	188.6	51.445	159.0	39.287	178.7	2:00.572	
4	30.842	178.2	51.562	155.8	39.121	177.4	2:01.525		10	29.647	188.0	51.010	159.7	39.523	178.7	2:00.180	
5	29.689	188.6	51.557	156.7	39.836	175.6	2:01.082		11	29.745	188.3	51.145	157.4	39.538	179.3	2:00.428	
6	29.858	188.3	51.862	155.8	39.844	176.2	2:01.564										
6 IBRAN ESP SUNRED																	
1	47.065	171.5	54.201	158.5	40.678	180.0	2:21.944		7	29.766	190.9	51.966	160.2	39.969	181.2	2:01.701	
2	30.553	189.6	51.735	158.3	40.267	179.3	2:02.555		8	30.235	188.6	52.019	159.5	39.761	180.0	2:02.015	
3	29.951	190.6	51.753	158.8	39.999	182.6	2:01.703		9	30.316	188.9	51.377	161.4	40.261	180.6	2:01.954	
4	30.345	187.3	51.276	158.8	39.504	180.0	2:01.125		10	30.300	188.0	51.554	161.1	39.638	181.9	2:01.492	
5	29.964	189.9	53.186	160.2	40.215	181.9	2:03.365		11	29.870	188.3	52.359	159.7	39.988	181.2	2:02.217	
6	30.458	187.6	52.241	159.0	39.491	180.0	2:02.190										
7 PONTI ITA SUNRED																	
1	45.286	141.6	54.065	159.5	40.017	173.7	2:19.368		7	30.067	187.0	53.385	158.1	40.013	180.0	2:03.465	
2	31.012	187.3	51.843	158.3	39.605	181.9	2:02.460		8	30.158	191.2	52.617	157.6	39.735	179.3	2:02.510	
3	30.660	183.6	52.392	159.7	41.037	180.0	2:04.089		9	30.111	189.3	52.429	156.5	39.417	180.6	2:01.957	
4	30.914	187.3	51.815	158.5	39.647	178.7	2:02.376		10	30.128	189.9	52.547	157.4	39.903	180.0	2:02.578	
5	29.822	189.9	52.843	158.3	40.228	180.0	2:02.893		11	30.301	188.0	53.078	156.5	39.756	181.9	2:03.135	
6	30.177	186.4	53.722	157.4	39.512	181.9	2:03.411										



Weather/Track: Cloudy 26° /Dry 31°

Circuit Length - 4.909 kilometres
Autodromo Enzo e Dino Ferrari
Imola

2009 SEAT Leon EuroCup

Race 1 - Sector Analysis Report

Lap S1 Time S1 Spd S2 Time S2 Spd S3 Time S3 Spd Lap Time Pit Lap S1 Time S1 Spd S2 Time S2 Spd S3 Time S3 Spd Lap Time Pit

8 PEDALA						ITA Rangoni Motorsport									
1	37.690	182.6	51.306	160.7	39.021	181.9	2:08.017	7	29.820	187.3	50.642	157.6	39.482	178.0	1:59.944
2	29.979	189.6	51.628	159.5	39.070	181.9	2:00.677	8	30.034	187.3	50.633	158.8	39.325	177.4	1:59.992
3	29.716	188.6	50.749	159.0	39.310	180.0	1:59.775	9	29.871	187.6	51.015	156.9	39.234	178.7	2:00.120
4	29.651	188.3	50.428	157.6	39.128	176.8	1:59.207	10	29.658	188.9	51.430	157.8	39.999	177.4	2:01.087
5	29.799	187.6	51.000	158.3	39.189	178.7	1:59.988	11	29.810	187.0	51.154	158.5	39.519	178.7	2:00.483
6	29.923	187.6	50.896	158.3	39.323	177.4	2:00.142								

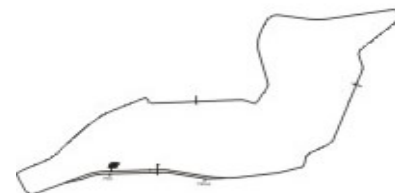
9 RODA						ITA Rangoni Motorsport									
1	40.688	183.9	54.363	157.6	40.579	175.6	2:15.630	7	30.368	185.4	52.427	156.2	40.676	177.4	2:03.471
2	30.435	184.5	52.274	156.5	40.529	175.6	2:03.238	8	30.541	185.1	52.558	156.2	39.850	174.3	2:02.949
3	30.507	184.5	52.235	154.7	40.289	175.6	2:03.031	9	30.798	185.1	52.072	155.6	40.116	175.0	2:02.986
4	30.509	185.1	51.838	154.9	40.196	175.6	2:02.543	10	30.783	183.9	52.591	155.6	39.883	175.6	2:03.257
5	30.601	184.5	52.393	152.9	40.986	176.2	2:03.980	11	30.927	185.7	52.966	155.6	39.998	176.8	2:03.891
6	30.550	186.4	52.507	155.6	40.034	176.2	2:03.091								

10 BARTH						SUI SEAT Swiss Racing by SUNRED									
1	38.180	180.2	52.546	160.4	39.174	181.2	2:09.900	7	29.773	188.0	50.839	159.7	39.122	180.6	1:59.734
2	29.736	188.0	50.856	161.1	39.062	181.9	1:59.654	8	29.628	189.3	50.748	158.5	39.062	180.0	1:59.438
3	29.615	189.3	50.678	159.5	39.038	181.2	1:59.331	9	29.841	188.9	51.179	159.0	39.127	180.0	2:00.147
4	29.952	188.0	50.623	157.8	39.279	178.0	1:59.854	10	29.769	188.9	51.264	157.4	39.901	178.0	2:00.934
5	29.717	188.0	50.945	160.4	39.278	178.7	1:59.940	11	30.167	185.7	50.960	158.5	39.541		2:00.668
6	29.799	188.6	51.563	159.0	38.960	180.6	2:00.322								

11 SONDEREGGER						SUI Ursinho Racing by Carpi									
1	43.264	168.6	54.202	160.2	39.997	182.6	2:17.463	7	30.261	188.3	53.223	160.0	39.812	183.2	2:03.296
2	30.287	187.6	52.496	157.2	40.620	181.9	2:03.403	8	30.060	189.3	52.820	159.0	39.751	180.6	2:02.631
3	30.369	187.0	52.663	157.6	39.622	182.6	2:02.654	9	30.089	189.3	52.050	159.7	39.637	181.9	2:01.776
4	30.047	188.6	52.736	156.9	39.700	181.9	2:02.483	10	30.327	188.6	52.581	159.7	39.745	181.2	2:02.653
5	30.434	185.7	53.693	156.9	40.299	180.6	2:04.426	11	29.904	188.0	52.637	159.0	39.973	181.9	2:02.514
6	30.555	185.7	53.500	160.4	39.729	181.9	2:03.784								

15 MARKIN						RUS Team Russia									
1	44.752	172.3	53.170	157.2	39.732	179.3	2:17.654	7	30.216	185.4	51.264	160.2	39.196	181.2	2:00.676
2	30.592	186.4	52.427	158.5	40.470	180.0	2:03.489	8	29.709	188.3	50.917	159.5	39.109	180.0	1:59.735
3	30.907	186.4	52.121	158.3	40.107	180.0	2:03.135	9	29.835	186.4	51.149	159.0	39.753	176.2	2:00.737
4	30.105	187.3	52.287	156.9	39.482	181.2	2:01.874	10	30.087	188.0	51.378	159.0	40.011	180.0	2:01.476
5	30.413	186.1	51.516	157.2	39.827	178.7	2:01.756	11	30.074	188.6	51.715	158.1	39.292	180.6	2:01.081
6	30.055	188.3	51.565	158.5	39.031	181.2	2:00.651								

16 PETRIKOV						RUS Team Russia									
1	46.284	172.1	53.850	160.7	39.494	181.9	2:19.628	7	29.403	190.9	51.650	160.0	39.275	180.0	2:00.328
2	29.969	188.9	51.826	159.7	39.920	181.9	2:01.715	8	29.749	191.2	51.302	161.6	39.728	181.2	2:00.779
3	30.901	179.7	52.215	161.1	42.577	168.0	2:05.693	9	30.444	188.0	52.708	160.9	40.008	179.3	2:03.160
4	33.936	155.3	1:03.613	150.8	54.024		2:31.573 Pit	10	29.809	189.9	51.083	161.4	39.284	181.2	2:00.176
5	1:43.227	187.0	56.103	139.8	40.273	183.9	3:19.603								
6	29.731	190.6	51.285	161.1	39.174	183.2	2:00.190								



Weather/Track: Cloudy 26° /Dry 31°

Circuit Length - 4.909 kilometres
Autodromo Enzo e Dino Ferrari
Imola

2009 SEAT Leon EuroCup

Race 1 - Sector Analysis Report

Lap S1 Time S1 Spd S2 Time S2 Spd S3 Time S3 Spd Lap Time Pit Lap S1 Time S1 Spd S2 Time S2 Spd S3 Time S3 Spd Lap Time Pit

18 DUDUKALO RUS Rangoni Motorsport

1	44.833	119.8	1:19.874	94.7	1:08.296		3:13.003	Pit											
---	--------	-------	----------	------	----------	--	----------	-----	--	--	--	--	--	--	--	--	--	--	--

19 CORONEL NED SUNRED

1	37.065	186.4	51.594	160.9	39.080	179.3	2:07.739		7	29.571	191.9	50.709	160.4	38.712	181.9	1:58.992				
2	29.977	190.2	51.588	161.1	39.044	184.6	2:00.609		8	30.068	191.2	50.888	158.8	38.838	181.2	1:59.794				
3	29.544	190.6	50.703	162.1	38.865	185.2	1:59.112		9	29.729	190.9	51.669	159.7	39.495	178.7	2:00.893				
4	29.459	191.6	51.157	160.4	38.978	181.2	1:59.594		10	30.718	189.9	51.316	160.2	38.947	181.2	2:00.981				
5	29.620	191.2	51.048	160.2	39.081	183.2	1:59.749		11	29.994	188.6	51.955	155.8	38.906	179.3	2:00.855				
6	29.700	190.6	51.487	159.0	38.882	181.9	2:00.069													

21 KAMPHUES NED SUNRED - SEAT Team Holland

1	45.631	97.6	1:22.032	113.3	1:29.092		3:36.755	Pit											
---	--------	------	----------	-------	----------	--	----------	-----	--	--	--	--	--	--	--	--	--	--	--

23 MATEJOVSKY CZE SUNRED - BRT

1	41.586	176.5	52.086	159.0	39.469	181.2	2:13.141		7	30.275	190.2	51.690	159.0	39.522	179.3	2:01.487				
2	29.709	188.6	51.006	158.5	39.507	181.2	2:00.222		8	29.663	189.3	51.756	158.1	39.428	180.0	2:00.847				
3	29.530	188.9	51.243	156.5	39.463	180.6	2:00.236		9	29.562	189.3	51.510	160.2	39.581	180.0	2:00.653				
4	30.445	184.2	51.614	157.6	40.005	178.7	2:02.064		10	29.725	190.2	51.546	159.2	41.075	176.2	2:02.346				
5	29.822	187.3	51.209	157.6	39.618	180.6	2:00.649		11	30.189	187.0	51.799	160.0	39.476	180.0	2:01.464				
6	29.749	186.7	51.796	159.2	40.094	176.8	2:01.639													

30 NAVARRO ESP SUNRED

1	44.685	151.2	1:27.171	106.0	1:17.763		3:29.619	Pit											
---	--------	-------	----------	-------	----------	--	----------	-----	--	--	--	--	--	--	--	--	--	--	--

32 ROSSI FRA SUNRED

1	35.674	189.3	50.806	160.2	39.016	182.6	2:05.496		7	29.505	190.9	50.396	162.4	38.975	182.6	1:58.876				
2	30.090	189.9	50.999	161.4	39.415	182.6	2:00.504		8	29.475	190.6	50.457	162.4	39.005	181.2	1:58.937				
3	29.593	190.2	50.636	162.4	39.222	181.2	1:59.451		9	29.423	190.6	50.496	160.9	39.306	180.6	1:59.225				
4	29.667	190.6	50.526	160.9	39.371	180.6	1:59.564		10	29.352	190.9	50.822	162.1	39.366	181.9	1:59.540				
5	29.469	190.6	50.319	161.6	39.047	180.6	1:58.835		11	29.508	190.2	50.858	161.4	39.419	157.0	1:59.785				
6	29.503	191.2	50.657	161.1	39.209	181.9	1:59.369													

33 HATVANI HUN Zsille Motorsport

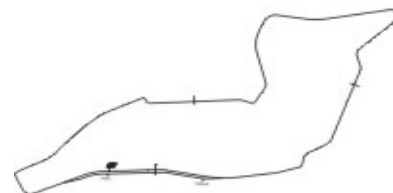
1	38.518	161.2	53.035	161.6	39.556	183.9	2:11.109		3	29.397	191.9	50.867	161.9	39.369	181.2	1:59.633				
2	29.743	168.9	51.746	162.1	39.021	182.6	2:00.510													

34 BARKOVICS HUN Zsille Motorsport

1	39.307	188.3	53.240	162.6	39.549	183.9	2:12.096		7	29.748	181.4	52.167	160.9	39.075	181.9	2:00.990				
2	29.707	191.9	51.731	161.9	39.314	183.2	2:00.752		8	29.798	190.2	51.586	160.9	39.291	179.3	2:00.675				
3	29.837	190.2	50.934	160.0	38.913	181.9	1:59.684		9	29.949	190.2	51.583	161.6	39.064	181.2	2:00.596				
4	30.001	186.1	51.296	160.2	39.243	181.2	2:00.540		10	29.720	189.9	51.375	160.9	39.050	181.2	2:00.145				
5	29.816	187.6	51.291	160.7	39.434	181.9	2:00.541		11	29.702	190.6	51.801	162.4	39.191	181.2	2:00.694				
6	29.694	189.6	51.718	160.9	39.271	181.2	2:00.683													



Weather/Track: Cloudy 26° / Dry 31°



Circuit Length - 4.909 kilometres
Autodromo Enzo e Dino Ferrari
Imola

2009 SEAT Leon EuroCup

Race 1 - Sector Analysis Report

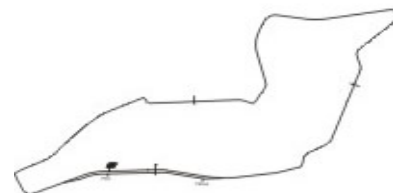
Lap S1 Time S1 Spd S2 Time S2 Spd S3 Time S3 Spd Lap Time Pit Lap S1 Time S1 Spd S2 Time S2 Spd S3 Time S3 Spd Lap Time Pit

50 WEBER							HUN		Zengo Motorsport						
1	36.176	192.2	50.839	164.1	38.562	185.9	2:05.577	7	29.522	190.2	50.600	162.1	38.977	183.9	1:59.099
2	30.125	190.2	51.936	164.6	39.106	185.2	2:01.167	8	29.557	192.2	50.610	162.1	39.075	181.9	1:59.242
3	29.671	190.2	50.839	163.1	38.956	184.6	1:59.466	9	29.490	192.6	50.726	161.9	39.003	182.6	1:59.219
4	29.508	191.6	50.386	163.6	39.042	183.9	1:58.936	10	29.789	188.9	50.764	162.8	39.034	183.9	1:59.587
5	29.713	187.3	50.961	161.1	39.131	181.9	1:59.805	11	29.551	191.2	51.027	162.4	39.100	182.6	1:59.678
6	29.614	191.9	50.558	163.1	38.934	183.2	1:59.106								

51 MURRAY							IRL		Rangoni Motorsport						
1	36.788	186.1	51.321	158.8	38.840	180.0	2:06.949	7	29.632	188.0	50.582	159.7	39.135	180.0	1:59.349
2	29.979	187.3	51.225	158.8	39.116	179.3	2:00.320	8	30.104	187.6	50.627	159.7	38.951	179.3	1:59.682
3	29.689	189.3	50.772	158.1	39.185	180.6	1:59.646	9	29.797	188.3	51.595	159.0	39.699	180.0	2:01.091
4	29.857	188.3	50.928	160.0	38.881	179.3	1:59.666	10	30.478	187.3	51.379	160.0	39.122	180.6	2:00.979
5	29.916	188.6	50.807	159.7	39.299	179.3	2:00.022	11	30.024	187.6	51.271	159.0	41.161		2:02.456
6	29.763	188.9	51.066	159.7	38.803	180.6	1:59.632								



Weather/Track: Cloudy 26° /Dry 31°



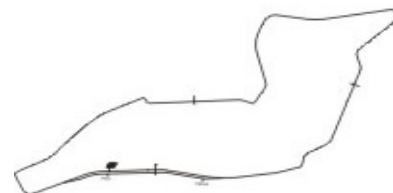
Circuit Length - 4.909 kilometres
Autodromo Enzo e Dino Ferrari
Imola

2009 SEAT Leon EuroCup Race 1 - Best Sector Speeds Report

SECTOR 1				SECTOR 2				SECTOR 3				
POS	NO	NAME	SPEED	LAP	NO	NAME	SPEED	LAP	NO	NAME	SPEED	LAP
1	3	MICHELISZ	192.6	3	50	WEBER	164.6	2	50	WEBER	185.9	1
2	50	WEBER	192.6	9	34	BARKOVICS	162.6	1	3	MICHELISZ	185.2	2
3	19	CORONEL	191.9	7	3	MICHELISZ	162.4	2	19	CORONEL	185.2	3
4	33	HATVANI	191.9	3	32	ROSSI	162.4	3	16	PETRIKOV	183.9	5
5	34	BARKOVICS	191.9	2	19	CORONEL	162.1	3	33	HATVANI	183.9	1
6	7	PONTI	191.2	8	33	HATVANI	162.1	2	34	BARKOVICS	183.9	1
7	16	PETRIKOV	191.2	8	16	PETRIKOV	161.6	8	11	SONDEREGGE	183.2	7
8	32	ROSSI	191.2	6	6	IBRAN	161.4	9	1	CLAIRET	182.6	1
9	1	CLAIRET	190.9	2	10	BARTH	161.1	2	6	IBRAN	182.6	3
10	6	IBRAN	190.9	7	1	CLAIRET	160.9	10	32	ROSSI	182.6	1
11	23	MATEJOVSKY	190.2	7	8	PEDALA	160.7	1	7	PONTI	181.9	2
12	8	PEDALA	189.6	2	11	SONDEREGGE	160.4	6	8	PEDALA	181.9	1
13	10	BARTH	189.3	3	15	MARKIN	160.2	7	10	BARTH	181.9	2
14	11	SONDEREGGE	189.3	8	23	MATEJOVSKY	160.2	9	4	LARINI	181.2	2
15	51	MURRAY	189.3	3	51	MURRAY	160.0	4	15	MARKIN	181.2	4
16	4	LARINI	188.9	2	4	LARINI	159.7	10	23	MATEJOVSKY	181.2	1
17	15	MARKIN	188.6	11	7	PONTI	159.7	3	51	MURRAY	180.6	3
18	9	RODA	186.4	6	9	RODA	157.6	1	9	RODA	177.4	7
19	30	NAVARRO	151.2	1	21	KAMPHUES	113.3	1				
20	18	DUDUKALO	119.8	1	30	NAVARRO	106.0	1				
21	21	KAMPHUES	97.6	1	18	DUDUKALO	94.7	1				



Weather/Track: Cloudy 26° / Dry 31°



Circuit Length - 4.909 kilometres
Autodromo Enzo e Dino Ferrari
Imola

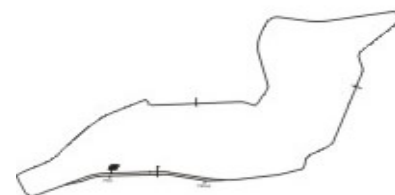
2009 SEAT Leon EuroCup Race 1 - Best Sector Times Report

POS	NO	SECTOR 1		NO	SECTOR 2		NO	SECTOR 3		NO	NAME	IDEAL/BEST LAP COMPARISON			DIFF
		TIME	LAP		TIME	LAP		TIME	LAP			IDEAL	BEST	LAP	
1	3	29.186	6	32	50.319	5	50	38.562	1	50	WEBER	1:58.438	1:58.936	4	+ 0.498
2	32	29.352	10	50	50.386	4	19	38.712	7	32	ROSSI	1:58.646	1:58.835	5	+ 0.189
3	33	29.397	3	8	50.428	4	51	38.803	6	19	CORONEL	1:58.874	1:58.992	7	+ 0.118
4	16	29.403	7	51	50.582	7	34	38.913	3	3	MICHELISZ	1:58.993	1:59.166	5	+ 0.173
5	19	29.459	4	10	50.623	4	10	38.960	6	51	MURRAY	1:59.017	1:59.349	7	+ 0.332
6	50	29.490	9	19	50.703	3	32	38.975	7	8	PEDALA	1:59.100	1:59.207	4	+ 0.107
7	23	29.530	3	3	50.788	5	3	39.019	2	10	BARTH	1:59.198	1:59.331	3	+ 0.133
8	4	29.562	3	4	50.797	3	8	39.021	1	33	HATVANI	1:59.285	1:59.633	3	+ 0.348
9	1	29.572	2	33	50.867	3	33	39.021	2	4	LARINI	1:59.480	1:59.570	3	+ 0.090
10	10	29.615	3	15	50.917	8	15	39.031	6	34	BARKOVICS	1:59.541	1:59.684	3	+ 0.143
11	51	29.632	7	34	50.934	3	4	39.121	4	15	MARKIN	1:59.657	1:59.735	8	+ 0.078
12	8	29.651	4	1	50.970	3	16	39.174	6	16	PETRIKOV	1:59.660	2:00.176	10	+ 0.516
13	34	29.694	6	23	51.006	2	1	39.277	2	1	CLAIRET	1:59.819	2:00.104	3	+ 0.285
14	15	29.709	8	16	51.083	10	7	39.417	9	23	MATEJOVSK	1:59.964	2:00.222	2	+ 0.258
15	6	29.766	7	6	51.276	4	23	39.428	8	6	IBRAN	2:00.533	2:01.125	4	+ 0.592
16	7	29.822	5	7	51.815	4	6	39.491	6	7	PONTI	2:01.054	2:01.957	9	+ 0.903
17	11	29.904	11	9	51.838	4	11	39.622	3	11	SONDEREGG	2:01.576	2:01.776	9	+ 0.200
18	9	30.368	7	11	52.050	9	9	39.850	8	9	RODA	2:02.056	2:02.543	4	+ 0.487
19	30	44.685	1	18	1:19.874	1	18	1:08.296	1	18	DUDUKALO	3:13.003	3:13.003	1	+ 0.000
20	18	44.833	1	21	1:22.032	1	30	1:17.763	1	30	NAVARRO	3:29.619	3:29.619	1	+ 0.000
21	21	45.631	1	30	1:27.171	1	21	1:29.092	1	21	KAMPHUES	3:36.755	3:36.755	1	+ 0.000

'Perfect Lap' - 1:58.067



Weather/Track: Cloudy 26° / Dry 31°



Circuit Length - 4.909 kilometres
Autodromo Enzo e Dino Ferrari
Imola

2009 SEAT Leon EuroCup RACE 1 - LAP CHART

Lap 1			Lap 2			Lap 3			Lap 4			Lap 5		
No	Behind	Laptime	No	Behind	Laptime	No	Behind	Laptime	No	Behind	Laptime	No	Behind	Laptime
32		2:05.496	32		2:00.504	32		1:59.451	32		1:59.564	32		1:58.835
50	0.081	2:05.577	50	0.744	2:01.167	50	0.759	1:59.466	50	0.131	1:58.936	50	1.101	1:59.805
51	1.453	2:06.949	51	1.269	2:00.320	51	1.464	1:59.646	51	1.566	1:59.666	51	2.753	2:00.022
19	2.243	2:07.739	19	2.348	2:00.609	19	2.009	1:59.112	19	2.039	1:59.594	19	2.953	1:59.749
8	2.521	2:08.017	8	2.694	2:00.677	8	3.018	1:59.775	8	2.661	1:59.207	8	3.814	1:59.988
10	4.404	2:09.900	10	3.554	1:59.654	10	3.434	1:59.331	10	3.724	1:59.854	10	4.829	1:59.940
1	4.949	2:10.445	1	4.550	2:00.105	1	5.203	2:00.104	3	5.653	1:59.751	3	5.984	1:59.166
4	5.489	2:10.985	3	5.154	1:59.824	3	5.466	1:59.763	1	7.700	2:02.061	34	9.763	2:00.541
33	5.613	2:11.109	33	5.619	2:00.510	33	5.801	1:59.633	34	8.057	2:00.540	1	10.344	2:01.479
3	5.834	2:11.330	4	6.672	2:01.687	4	6.791	1:59.570	4	8.752	2:01.525	4	10.999	2:01.082
34	6.600	2:12.096	34	6.848	2:00.752	34	7.081	1:59.684	23	10.648	2:02.064	23	12.462	2:00.649
23	7.645	2:13.141	23	7.363	2:00.222	23	8.148	2:00.236	9	19.427	2:02.543	15	24.058	2:01.756
9	10.134	2:15.630	9	12.868	2:03.238	9	16.448	2:03.031	11	20.988	2:02.483	9	24.572	2:03.980
11	11.967	2:17.463	11	14.866	2:03.403	11	18.069	2:02.654	15	21.137	2:01.874	11	26.579	2:04.426
15	12.158	2:17.654	15	15.143	2:03.489	15	18.827	2:03.135	6	22.312	2:01.125	6	26.842	2:03.365
7	13.872	2:19.368	16	15.343	2:01.715	7	20.466	2:04.089	7	23.278	2:02.376	7	27.336	2:02.893
16	14.132	2:19.628	7	15.828	2:02.460	6	20.751	2:01.703	16	53.594	2:31.573P			
6	16.448	2:21.944	6	18.499	2:02.555	16	21.585	2:05.693						
18	1:07.507	3:13.003P												
30	1:24.123	3:29.619P												
21	1:31.259	3:36.755P												

Weather/Track: Cloudy 26°/Dry 31°

Imola
Circuit Length = 4.9090 km.
Start: 16:17 End: 16:40

**2009 SEAT Leon EuroCup
RACE 1 - LAP CHART**

(contd.)

Lap 6			Lap 7			Lap 8			Lap 9			Lap 10		
No	Behind	Laptime	No	Behind	Laptime	No	Behind	Laptime	No	Behind	Laptime	No	Behind	Laptime
32		1:59.369	32		1:58.876	32		1:58.937	32		1:59.225	32		1:59.540
50	0.838	1:59.106	50	1.061	1:59.099	50	1.366	1:59.242	50	1.360	1:59.219	50	1.407	1:59.587
51	3.016	1:59.632	51	3.489	1:59.349	51	4.234	1:59.682	51	6.100	2:01.091	51	7.539	2:00.979
19	3.653	2:00.069	19	3.769	1:58.992	19	4.626	1:59.794	19	6.294	2:00.893	19	7.735	2:00.981
8	4.587	2:00.142	8	5.655	1:59.944	8	6.710	1:59.992	8	7.605	2:00.120	8	9.152	2:01.087
10	5.782	2:00.322	10	6.640	1:59.734	10	7.141	1:59.438	10	8.063	2:00.147	10	9.457	2:00.934
3	6.279	1:59.664	3	6.997	1:59.594	3	8.042	1:59.982	3	8.409	1:59.592	3	9.716	2:00.847
34	11.077	2:00.683	34	13.191	2:00.990	34	14.929	2:00.675	34	16.300	2:00.596	34	16.905	2:00.145
1	12.636	2:01.661	1	14.857	2:01.097	1	16.696	2:00.776	1	17.990	2:00.519	1	18.692	2:00.242
4	13.194	2:01.564	4	15.259	2:00.941	4	17.334	2:01.012	4	18.681	2:00.572	4	19.321	2:00.180
23	14.732	2:01.639	16	1 LAP	2:00.190	16	1 LAP	2:00.328	16	1 LAP	2:00.779	16	1 LAP	2:03.160
16	1 LAP	3:19.603	23	17.343	2:01.487	23	19.253	2:00.847	23	20.681	2:00.653	23	23.487	2:02.346
15	25.340	2:00.651	15	27.140	2:00.676	15	27.938	1:59.735	15	29.450	2:00.737	15	31.386	2:01.476
9	28.294	2:03.091	6	32.488	2:01.701	6	35.566	2:02.015	6	38.295	2:01.954	6	40.247	2:01.492
6	29.663	2:02.190	9	32.889	2:03.471	9	36.901	2:02.949	9	40.662	2:02.986	9	44.379	2:03.257
11	30.994	2:03.784	11	35.414	2:03.296	11	39.108	2:02.631	11	41.659	2:01.776	11	44.772	2:02.653
7	31.378	2:03.411	7	35.967	2:03.465	7	39.540	2:02.510	7	42.272	2:01.957	7	45.310	2:02.578

Weather/Track: Cloudy 26°/Dry 31°

**2009 SEAT Leon EuroCup
RACE 1 - LAP CHART**

(contd.)

Lap 11			Lap 12			Lap 13			Lap 14			Lap 15		
No	Behind	Laptime	No	Behind	Laptime	No	Behind	Laptime	No	Behind	Laptime	No	Behind	Laptime
32		1:59.785												
50	1.300	1:59.678												
19	8.805	2:00.855												
8	9.850	2:00.483												
51	10.210	2:02.456												
10	10.340	2:00.668												
3	11.216	2:01.285												
34	17.814	2:00.694												
1	19.364	2:00.457												
4	19.964	2:00.428												
16	1 LAP	2:00.176												
23	25.166	2:01.464												
15	32.682	2:01.081												
6	42.679	2:02.217												
11	47.501	2:02.514												
9	48.485	2:03.891												
7	48.660	2:03.135												


Weather/Track: Cloudy 26°/Dry 31°

Imola
Circuit Length = 4.9090 km.
Start: 16:17 End: 16:40

2009 SEAT Leon EuroCup

GRID FOR RACE 2

ROW 11		21 KAMPHUES
ROW 10	30 NAVARRO	18 DUDUKALO
ROW 9	33 HATVANI	16 PETRIKOV
ROW 8	7 PONTI	9 RODA
ROW 7	11 SONDEREGGER	6 IBRAN
ROW 6	15 MARKIN	23 MATEJOVSKY
ROW 5	4 LARINI	1 CLAIRET
ROW 4	32 ROSSI	50 WEBER
ROW 3	19 CORONEL	8 PEDALA
ROW 2	51 MURRAY	10 BARTH
ROW 1	3 MICHELISZ	34 BARKOVICS
POLE		



Weather/Track: Cloudy 26°/Dry 31°

Imola
Circuit Length = 4.9090 km.
Start: 16:17 End: 16:40

Race Director:	Steward:	Timekeeper:
----------------	----------	-------------

2009 SEAT Leon EuroCup RACE 2 - CLASSIFICATION

POS	NO	CL	DRIVER	NAT	TEAM	TIME	LAPS	GAP	KPH	BEST
1	3		Norbert MICHELISZ	HUN	Zengo Motorsport	21:54.671	11		147.24	1:58.604
2	10		Fredy BARTH	SUI	SEAT Swiss Racing by SUNRED	21:55.354	11	0.683	147.16	1:58.307
3	19		Tim CORONEL	NED	SUNRED	22:00.953	11	6.282	146.54	1:58.321
4	8		Massimiliano PEDALA	ITA	Rangoni Motorsport	22:05.350	11	10.679	146.05	1:58.721
5	32		Michael ROSSI	FRA	SUNRED	22:06.512	11	11.841	145.92	1:58.838
6	16		Oleg PETRIKOV	RUS	Team Russia	22:14.604	11	19.933	145.04	1:59.566
7	1		Jean Marie CLAIRET	FRA	Team Clairet Sport	22:14.986	11	20.315	144.99	1:59.498
8	34		Zoltan BARKOVICS	HUN	Zsille Motorsport	22:15.504	11	20.833	144.94	1:59.622
9	33		Balint HATVANI	HUN	Zsille Motorsport	22:23.990	11	29.319	144.02	1:58.491
10	6		Javier IBRAN	ESP	SUNRED	22:25.955	11	31.284	143.81	2:00.561
11	21		Rob KAMPHUES	NED	SUNRED - SEAT Team Holland	22:27.174	11	32.503	143.68	1:59.648
12	18		Alexey DUDUKALO	RUS	Rangoni Motorsport	22:30.665	11	35.994	143.31	2:01.276
13	9		Davide RODA	ITA	Rangoni Motorsport	22:55.379	11	1:00.708	140.74	2:02.971
14	30		Santiago NAVARRO	ESP	SUNRED	23:16.615	11	1:21.944	138.60	2:00.804
15	15		Anton MARKIN	RUS	Team Russia	20:29.148	10	1 LAP	143.10	1:59.804

NOT CLASSIFIED

51			Eoin MURRAY	IRL	Rangoni Motorsport	16:57.202	8	D.N.F.	138.17	1:58.914
4			Andrea LARINI	ITA	Zengo Motorsport	12:49.596	6	D.N.F.	136.70	2:00.455
7			Aldo PONTI	ITA	SUNRED	11:18.944	3	D.N.F.	76.87	2:21.302
11			Urs SONDEREGGER	SUI	Ursinho Racing by Carpi	4:18.697	2	D.N.F.	133.44	2:04.362
23			Michal MATEJOVSKY	CZE	SUNRED - BRT	2:09.396	1	D.N.F.	130.20	2:09.396
50			Gabor WEBER	HUN	Zengo Motorsport	3:27.694	1	D.N.F.	81.11	

FASTEST LAP

10			Fredy BARTH		SEAT Swiss Racing by SUNRED	1:58.307	7	149.37kph		92.81mph
----	--	--	-------------	--	-----------------------------	----------	---	-----------	--	----------

Weather/Track: Cloudy 22°/Dry 33°

Imola
Circuit Length = 4.9090 km.
Start: 10:34 End: 10:56

Race Director:	Steward:	Timekeeper:
----------------	----------	-------------

2009 SEAT Leon EuroCup

Race 2 - Sector Analysis Report

Lap S1 Time S1 Spd S2 Time S2 Spd S3 Time S3 Spd Lap Time Pit Lap S1 Time S1 Spd S2 Time S2 Spd S3 Time S3 Spd Lap Time Pit

1 CLAIRET							FRA		Team Clairet Sport						
1	41.538	122.4	53.028	157.6	40.013	180.6	2:14.579	7	29.542	191.6	50.930	161.1	39.102	180.6	1:59.574
2	30.222	188.0	51.208	160.7	39.427	180.6	2:00.857	8	29.598	191.6	50.729	160.7	39.171	181.9	1:59.498
3	29.482	190.6	51.582	159.7	39.077	181.9	2:00.141	9	29.475	190.6	51.182	159.5	39.437	182.6	2:00.094
4	29.539	191.9	51.388	160.0	39.554	180.0	2:00.481	10	29.440	189.9	50.897	160.7	39.174	181.2	1:59.511
5	29.854	186.4	50.868	159.7	39.227	180.6	1:59.949	11	30.214	187.3	51.156	160.7	39.390	181.9	2:00.760
6	29.408	191.9	50.950	159.7	39.184	181.9	1:59.542								

3 MICHELISZ							HUN		Zengo Motorsport						
1	33.595	184.2	52.198	162.6	39.102	182.6	2:04.895	7	29.451	191.9	50.470	162.6	38.908	182.6	1:58.829
2	29.693	191.2	50.808	163.1	39.017	182.6	1:59.518	8	29.465	191.9	50.348	161.4	38.993	182.6	1:58.806
3	29.410	191.6	50.637	161.9	38.868	181.2	1:58.915	9	29.350	191.9	50.374	162.8	39.258	182.6	1:58.982
4	29.641	190.6	50.338	162.6	38.833	180.6	1:58.812	10	29.321	191.9	50.243	162.8	39.040	182.6	1:58.604
5	29.558	191.6	50.523	161.6	39.015	181.9	1:59.096	11	29.298	192.2	50.791	158.5	39.184	178.7	1:59.273
6	29.427	192.2	50.469	161.6	39.045	180.6	1:58.941								

4 LARINI							ITA		Zengo Motorsport						
1	34.880	189.3	52.142	159.0	39.845	181.2	2:06.867	5	29.585	191.2	50.746	160.7	44.465		2:04.796 Pit
2	29.498	191.2	53.426	158.1	40.610	180.6	2:03.534	6	52.924	186.4	53.974	149.1	46.201		2:33.099 Pit
3	30.409	188.3	50.902	160.2	39.534	179.3	2:00.845								
4	30.235	190.6	50.963	161.1	39.257	179.3	2:00.455								

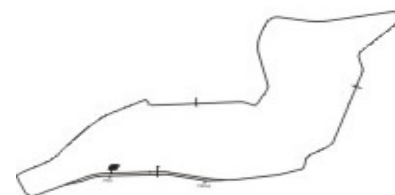
6 IBRAN							ESP		SUNRED						
1	39.839	140.7	53.395	158.3	39.704	179.3	2:12.938	7	30.079	191.2	51.355	162.1	40.024	180.0	2:01.458
2	30.383	189.9	51.313	160.9	39.922	181.9	2:01.618	8	30.023	190.9	51.347	161.4	39.988	181.9	2:01.358
3	30.220	191.6	52.534	160.7	39.384	183.2	2:02.138	9	29.816	190.6	51.339	161.1	39.492	181.2	2:00.647
4	30.216	191.6	51.403	160.4	39.164	181.2	2:00.783	10	29.912	190.2	52.135	162.1	39.663	181.9	2:01.710
5	30.310	187.3	51.220	161.1	39.791	178.7	2:01.321	11	29.769	189.9	51.209	159.7	39.583	182.6	2:00.561
6	30.400	188.0	51.321	161.4	39.702	182.6	2:01.423								

7 PONTI							ITA		SUNRED						
1	38.801	160.2	53.892	115.8	48.609	146.0	2:21.302	3	4:41.003	150.0	1:01.970	146.7	47.393		6:30.366 Pit
2	34.473	187.3	1:00.404	127.2	52.399		2:27.276 Pit								

8 PEDALA							ITA		Rangoni Motorsport						
1	34.161	189.3	53.235	159.5	39.633	181.9	2:07.029	7	29.751	189.3	50.761	160.9	38.963	179.3	1:59.475
2	29.696	189.9	52.490	159.0	40.740	179.3	2:02.926	8	29.705	188.9	50.500	159.7	39.178	179.3	1:59.383
3	29.732	188.6	50.880	160.7	39.605	178.7	2:00.217	9	29.765	188.3	50.709	160.4	39.201	178.7	1:59.675
4	29.694	188.3	50.498	160.2	39.040	179.3	1:59.232	10	29.730	188.0	50.850	160.2	39.060	180.6	1:59.640
5	29.761	188.3	50.488	160.2	38.915	178.0	1:59.164	11	29.615	188.9	50.805	161.6	39.468	179.3	1:59.888
6	29.697	188.9	50.138	160.4	38.886	178.0	1:58.721								



Weather/Track: Cloudy 22° /Dry 33°

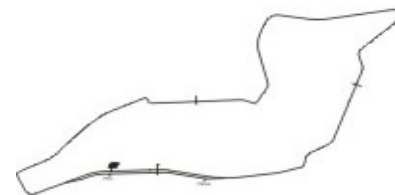


Circuit Length - 4.909 kilometres
Autodromo Enzo e Dino Ferrari
Imola

2009 SEAT Leon EuroCup

Race 2 - Sector Analysis Report

Lap	S1 Time	S1 Spd	S2 Time	S2 Spd	S3 Time	S3 Spd	Lap Time	Pit	Lap	S1 Time	S1 Spd	S2 Time	S2 Spd	S3 Time	S3 Spd	Lap Time	Pit
9 RODA									ITA Rangoni Motorsport								
1	38.982	150.2	53.643	156.2	40.691	176.2	2:13.316		7	30.607	184.8	52.395	154.5	40.115	175.6	2:03.117	
2	30.383	187.0	52.118	155.1	48.259	165.7	2:10.760		8	30.726	184.2	52.557	153.4	40.410	174.3	2:03.693	
3	31.378	184.8	52.522	156.2	40.347	175.0	2:04.247		9	30.657	185.4	52.322	154.2	40.561	174.3	2:03.540	
4	30.749	187.0	52.084	154.5	40.138	175.0	2:02.971		10	30.916	184.5	52.389	156.9	40.233	175.6	2:03.538	
5	30.852	186.7	52.440	155.1	40.063	173.7	2:03.355		11	31.025	183.9	52.455	156.2	40.021	174.3	2:03.501	
6	31.000	184.2	52.168	156.0	40.173	174.3	2:03.341										
10 BARTH									SUI SEAT Swiss Racing by SUNRED								
1	33.728	185.1	52.809	160.2	39.365	181.2	2:05.902		7	29.509	190.2	50.170	162.8	38.628	181.9	1:58.307	
2	29.738	189.9	51.217	161.9	39.031	181.2	1:59.986		8	29.473	190.2	50.447	161.9	38.749	181.2	1:58.669	
3	29.510	190.2	50.549	161.6	38.890	181.2	1:58.949		9	29.406	190.6	50.461	162.4	38.841	182.6	1:58.708	
4	29.778	190.2	50.482	160.9	38.809	180.6	1:59.069		10	29.274	191.2	50.369	162.8	38.969	181.9	1:58.612	
5	29.623	190.9	50.481	161.9	38.795	180.0	1:58.899		11	29.295	191.2	50.793	161.6	39.174	181.9	1:59.262	
6	29.610	190.2	50.493	161.6	38.888	180.6	1:58.991										
11 SONDEREGGER									SUI Ursinho Racing by Carpi								
1	39.703	140.2	54.131	159.7	40.501	180.6	2:14.335										
2	31.235	188.0	52.461	158.8	40.666	177.4	2:04.362										
15 MARKIN									RUS Team Russia								
1	36.913	182.0	52.524	160.7	39.694	180.6	2:09.131		7	30.713	187.6	51.111	161.1	40.017	181.9	2:01.841	
2	41.899	163.8	52.712	160.7	39.556	180.6	2:14.167		8	29.546	190.9	51.410	160.0	39.503	182.6	2:00.459	
3	30.377	188.9	51.298	159.0	39.277	180.0	2:00.952		9	29.454	192.2	50.864	160.0	39.572	181.2	1:59.890	
4	29.892	190.9	51.014	161.4	39.277	180.0	2:00.183		10	30.052	190.9	52.025	159.2	40.164	180.6	2:02.241	
5	29.773	191.6	50.842	161.1	39.189	180.0	1:59.804										
6	29.607	192.2	51.378	160.2	39.495	181.2	2:00.480										
16 PETRIKOV									RUS Team Russia								
1	37.332	178.8	52.755	161.1	39.636	183.2	2:09.723		7	29.687	190.9	50.852	161.9	39.027	181.9	1:59.566	
2	31.495	188.0	50.918	161.1	40.277	180.6	2:02.690		8	29.612	190.9	50.944	162.4	39.776	180.0	2:00.332	
3	30.230	189.6	50.974	161.6	39.251	183.2	2:00.455		9	29.818	190.2	51.245	160.7	39.435	182.6	2:00.498	
4	29.995	191.2	51.283	161.6	39.381	181.9	2:00.659		10	29.564	189.6	51.133	160.9	39.435	181.2	2:00.132	
5	29.585	192.2	51.070	161.9	39.176	181.2	1:59.831		11	30.413	188.0	51.305	162.4	39.364	181.9	2:01.082	
6	29.617	190.6	50.735	160.9	39.284	181.9	1:59.636										
18 DUDUKALO									RUS Rangoni Motorsport								
1	38.406	179.1	52.159	159.5	39.744	180.0	2:10.309		7	30.266	187.3	51.428	157.6	39.905	178.0	2:01.599	
2	30.452	185.1	51.068	159.0	40.961	178.7	2:02.481		8	30.217	188.3	51.627	158.3	39.632	182.6	2:01.476	
3	30.444	186.1	51.632	157.2	39.614	176.8	2:01.690		9	30.180	188.0	51.499	158.3	40.611	178.7	2:02.290	
4	30.359	188.0	51.281	158.5	39.636	178.0	2:01.276		10	29.969	187.0	52.123	158.1	39.868	175.6	2:01.960	
5	32.116	175.3	52.110	157.2	39.995	174.3	2:04.221		11	29.984	186.7	52.237	154.7	39.858	177.4	2:02.079	
6	30.262	187.3	51.399	157.6	39.623	177.4	2:01.284										



Weather/Track: Cloudy 22° / Dry 33°

Circuit Length - 4.909 kilometres
Autodromo Enzo e Dino Ferrari
Imola

2009 SEAT Leon EuroCup

Race 2 - Sector Analysis Report

Lap S1 Time S1 Spd S2 Time S2 Spd S3 Time S3 Spd Lap Time Pit Lap S1 Time S1 Spd S2 Time S2 Spd S3 Time S3 Spd Lap Time Pit

19 CORONEL							NED		SUNRED							
1	36.233	175.6	52.320	162.8	39.138	183.2	2:07.691		7	29.359	192.2	50.400	163.1	38.737	183.2	1:58.496
2	29.573	191.9	52.232	160.7	39.723	182.6	2:01.528		8	29.169	193.6	50.813	162.1	39.449	183.2	1:59.431
3	29.497	189.6	50.682	161.6	38.954	181.9	1:59.133		9	29.311	191.6	50.891	161.9	39.111	181.9	1:59.313
4	29.535	191.9	50.709	161.4	38.773	181.2	1:59.017		10	29.413	191.9	50.557	162.4	39.324	182.6	1:59.294
5	29.362	192.9	50.727	161.9	38.710	183.9	1:58.799		11	29.579	191.6	51.066	163.3	39.285	180.6	1:59.930
6	29.274	192.9	50.309	161.9	38.738	181.9	1:58.321									

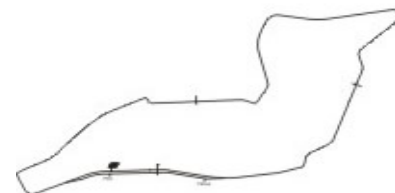
21 KAMPHUES							NED		SUNRED - SEAT Team Holland							
1	41.214	121.4	54.218	161.1	40.112	181.9	2:15.544		7	29.747	190.6	50.779	161.9	39.122	182.6	1:59.648
2	30.389	181.1	52.726	161.9	40.499	178.0	2:03.614		8	29.633	191.2	52.403	159.2	39.483	181.2	2:01.519
3	30.463	188.3	52.918	160.2	39.537	178.7	2:02.918		9	29.680	190.2	51.503	162.6	39.747	181.2	2:00.930
4	30.154	190.9	51.385	160.7	39.358	180.6	2:00.897		10	29.600	190.9	51.965	160.7	39.283	180.0	2:00.848
5	29.955	190.6	51.176	161.4	39.316	179.3	2:00.447		11	29.600	191.9	50.959	161.9	39.408	181.2	1:59.967
6	30.000	191.2	51.542	160.7	39.300	180.6	2:00.842									

23 MATEJOVSKY							CZE		SUNRED - BRT							
1	36.399	180.8	53.422	160.4	39.575	182.6	2:09.396									

30 NAVARRO							ESP		SUNRED							
1	40.466	131.8	54.591	160.9	39.906	181.9	2:14.963		7	30.316	187.6	51.299	160.2	39.414	180.0	2:01.029
2	30.762	188.3	52.672	161.1	40.588	176.2	2:04.022		8	30.134	188.0	51.288	160.7	39.382	180.0	2:00.804
3	30.464	188.0	51.330	160.0	39.853	176.2	2:11.647		9	30.327	187.3	51.919	160.7	39.574	180.0	2:01.820
4	30.987	188.9	51.318	160.2	44.649		2:06.954 Pit		10	30.229	186.7	52.163	161.6	39.529	180.6	2:01.921
5	58.141	187.0	52.233	160.2	39.679	178.7	2:30.053		11	30.734	187.6	51.411	160.0	39.915	178.0	2:02.060
6	30.514	186.4	51.367	160.0	39.461	178.0	2:01.342									

32 ROSSI							FRA		SUNRED							
1	36.284	176.8	52.598	161.6	39.322	181.9	2:08.204		7	29.382	192.6	50.588	162.1	39.086	182.6	1:59.056
2	29.387	193.3	53.175	158.1	39.725	180.6	2:02.287		8	29.475	193.3	50.573	161.9	39.134	182.6	1:59.182
3	29.827	191.9	50.466	163.3	41.253	182.6	2:01.546		9	29.266	193.6	50.373	164.6	39.199	181.9	1:58.838
4	29.857	193.9	51.803	161.9	39.167	183.9	2:00.827		10	29.416	192.2	50.521	160.7	39.132	183.2	1:59.069
5	29.422	191.9	50.374	162.1	39.199	181.9	1:58.995		11	29.315	192.9	50.485	163.1	39.230	182.6	1:59.030
6	29.566	191.9	50.804	160.4	39.108	181.9	1:59.478									

33 HATVANI							HUN		Zsille Motorsport							
1	53.221		54.895	163.3	39.325	181.9	2:27.441		7	30.086	190.2	50.248	163.8	38.873	184.6	1:59.207
2	29.655	192.6	50.705	163.1	38.725		1:59.085		8	29.694	191.2	51.542	163.3	39.010	176.2	2:00.246
3	29.541	193.6	52.276	163.3	40.029	180.0	2:01.846		9	29.449	191.9	51.507	161.6	38.904	183.2	1:59.860
4	30.049	191.9	50.369	162.1	38.517	183.2	1:58.935		10	29.903	189.9	51.027	161.6	38.847	181.2	1:59.777
5	29.530	191.2	50.328	163.6	38.633	185.2	1:58.491		11	29.677	189.6	51.183	162.6	39.158	180.6	2:00.018
6	29.488	192.2	50.460	163.6	39.136		1:59.084									



Weather/Track: Cloudy 22° / Dry 33°

Circuit Length - 4.909 kilometres
Autodromo Enzo e Dino Ferrari
Imola

2009 SEAT Leon EuroCup Race 2 - Sector Analysis Report

Lap S1 Time S1 Spd S2 Time S2 Spd S3 Time S3 Spd Lap Time Pit Lap S1 Time S1 Spd S2 Time S2 Spd S3 Time S3 Spd Lap Time Pit

34 BARKOVICS

HUN

Zsille Motorsport

1	33.536	181.1	52.747	162.6	39.246	182.6	2:05.529	7	29.476	184.2	51.203	161.9	38.943	183.9	1:59.622
2	29.880	189.3	53.890	160.4	39.615	182.6	2:03.385	8	29.542	191.6	51.559	160.4	39.222	181.9	2:00.323
3	30.233	190.9	51.266	160.7	40.107	181.9	2:01.606	9	29.465	190.9	51.308	161.9	39.020		1:59.793
4	30.625	190.6	52.300	160.9	39.161	180.0	2:02.086	10	29.650	180.2	51.129	162.8	39.202	183.2	1:59.981
5	30.152	191.6	52.294	161.1	39.139	180.0	2:01.585	11	31.487	173.1	51.225	162.6	38.952	181.9	2:01.664
6	29.428	191.6	51.371	160.7	39.131	181.9	1:59.930								

50 WEBER

HUN

Zengo Motorsport

1	36.415	155.3	1:32.573	77.4	1:18.706		3:27.694	Pit							
---	--------	-------	----------	------	----------	--	----------	-----	--	--	--	--	--	--	--

51 MURRAY

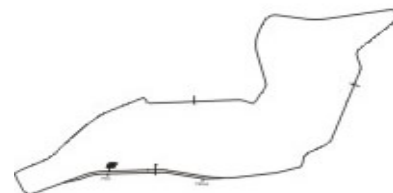
IRL

Rangoni Motorsport

1	34.601	187.6	52.134	160.9	39.597	180.6	2:06.332	6	29.653	189.6	50.609	161.4	39.235	178.7	1:59.497
2	29.549	190.6	51.387	160.4	38.980	181.2	1:59.916	7	29.543	189.3	50.444	160.2	39.285	180.6	1:59.272
3	29.436	190.2	50.613	159.2	39.053	180.0	1:59.102	8	29.663	188.9	50.328	161.6	1:35.036		2:55.027 Pit
4	29.608	189.9	50.663	160.7	38.871	178.7	1:59.142								
5	29.468	190.2	50.483	160.4	38.963	178.7	1:58.914								



Weather/Track: Cloudy 22° /Dry 33°



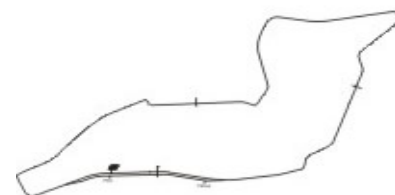
Circuit Length - 4.909 kilometres
Autodromo Enzo e Dino Ferrari
Imola

2009 SEAT Leon EuroCup Race 2 - Best Sector Speeds Report

SECTOR 1				SECTOR 2				SECTOR 3				
POS	NO	NAME	SPEED	LAP	NO	NAME	SPEED	LAP	NO	NAME	SPEED	LAP
1	32	ROSSI	193.9	4	32	ROSSI	164.6	9	33	HATVANI	185.2	5
2	19	CORONEL	193.6	8	33	HATVANI	163.8	7	19	CORONEL	183.9	5
3	33	HATVANI	193.6	3	19	CORONEL	163.3	11	32	ROSSI	183.9	4
4	3	MICHELISZ	192.2	6	3	MICHELISZ	163.1	2	34	BARKOVICS	183.9	7
5	15	MARKIN	192.2	6	10	BARTH	162.8	7	6	IBRAN	183.2	3
6	16	PETRIKOV	192.2	5	34	BARKOVICS	162.8	10	16	PETRIKOV	183.2	1
7	1	CLAIRET	191.9	4	21	KAMPHUES	162.6	9	1	CLAIRET	182.6	9
8	21	KAMPHUES	191.9	11	16	PETRIKOV	162.4	8	3	MICHELISZ	182.6	1
9	6	IBRAN	191.6	3	6	IBRAN	162.1	7	10	BARTH	182.6	9
10	34	BARKOVICS	191.6	5	8	PEDALA	161.6	11	15	MARKIN	182.6	8
11	4	LARINI	191.2	2	30	NAVARRO	161.6	10	18	DUDUKALO	182.6	8
12	10	BARTH	191.2	10	51	MURRAY	161.6	8	21	KAMPHUES	182.6	7
13	51	MURRAY	190.6	2	15	MARKIN	161.4	4	23	MATEJOVSKY	182.6	1
14	8	PEDALA	189.9	2	1	CLAIRET	161.1	7	8	PEDALA	181.9	1
15	30	NAVARRO	188.9	4	4	LARINI	161.1	4	30	NAVARRO	181.9	1
16	18	DUDUKALO	188.3	8	23	MATEJOVSKY	160.4	1	4	LARINI	181.2	1
17	11	SONDEREGGE	188.0	2	11	SONDEREGGE	159.7	1	51	MURRAY	181.2	2
18	7	PONTI	187.3	2	18	DUDUKALO	159.5	1	11	SONDEREGGE	180.6	1
19	9	RODA	187.0	2	9	RODA	156.9	10	9	RODA	176.2	1
20	23	MATEJOVSKY	180.8	1	7	PONTI	146.7	3	7	PONTI	146.0	1
21	50	WEBER	155.3	1	50	WEBER	77.4	1				



Weather/Track: Cloudy 22° / Dry 33°



Circuit Length - 4.909 kilometres
Autodromo Enzo e Dino Ferrari
Imola

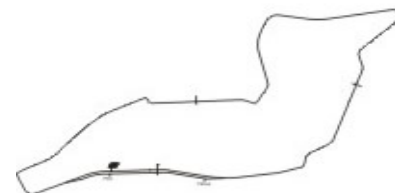
2009 SEAT Leon EuroCup Race 2 - Best Sector Times Report

POS	NO	SECTOR 1		NO	SECTOR 2		NO	SECTOR 3		NO	NAME	IDEAL/BEST LAP COMPARISON			DIFF
		TIME	LAP		TIME	LAP		TIME	LAP			IDEAL	BEST	LAP	
1	19	29.169	8	8	50.138	6	33	38.517	4	10	BARTH	1:58.072	1:58.307	7	+ 0.235
2	32	29.266	9	10	50.170	7	10	38.628	7	19	CORONEL	1:58.188	1:58.321	6	+ 0.133
3	10	29.274	10	3	50.243	10	19	38.710	5	33	HATVANI	1:58.214	1:58.491	5	+ 0.277
4	3	29.298	11	33	50.248	7	3	38.833	4	3	MICHELISZ	1:58.374	1:58.604	10	+ 0.230
5	1	29.408	6	19	50.309	6	51	38.871	4	51	MURRAY	1:58.635	1:58.914	5	+ 0.279
6	34	29.428	6	51	50.328	8	8	38.886	6	8	PEDALA	1:58.639	1:58.721	6	+ 0.082
7	51	29.436	3	32	50.373	9	34	38.943	7	32	ROSSI	1:58.725	1:58.838	9	+ 0.113
8	33	29.449	9	1	50.729	8	16	39.027	7	1	CLAIRET	1:59.214	1:59.498	8	+ 0.284
9	15	29.454	9	16	50.735	6	1	39.077	3	16	PETRIKOV	1:59.326	1:59.566	7	+ 0.240
10	4	29.498	2	4	50.746	5	32	39.086	7	15	MARKIN	1:59.485	1:59.804	5	+ 0.319
11	16	29.564	10	21	50.779	7	21	39.122	7	34	BARKOVICS	1:59.500	1:59.622	7	+ 0.122
12	21	29.600	10	15	50.842	5	6	39.164	4	4	LARINI	1:59.501	2:00.455	4	+ 0.954
13	8	29.615	11	18	51.068	2	15	39.189	5	21	KAMPHUES	1:59.501	1:59.648	7	+ 0.147
14	6	29.769	11	34	51.129	10	4	39.257	4	6	IBRAN	2:00.142	2:00.561	11	+ 0.419
15	18	29.969	10	6	51.209	11	30	39.382	8	18	DUDUKALO	2:00.651	2:01.276	4	+ 0.625
16	30	30.134	8	30	51.288	8	23	39.575	1	30	NAVARRO	2:00.804	2:00.804	8	+ 0.000
17	9	30.383	2	9	52.084	4	18	39.614	3	9	RODA	2:02.488	2:02.971	4	+ 0.483
18	11	31.235	2	11	52.461	2	9	40.021	11	11	SONDEREGG	2:04.197	2:04.362	2	+ 0.165
19	7	34.473	2	23	53.422	1	11	40.501	1	23	MATEJOVSK	2:09.396	2:09.396	1	+ 0.000
20	23	36.399	1	7	53.892	1	7	47.393	3	7	PONTI	2:15.758	2:21.302	1	+ 5.544
21	50	36.415	1	50	1:32.573	1	50	1:18.706	1	50	WEBER	3:27.694	3:27.694	1	+ 0.000

'Perfect Lap' - 1:57.824



Weather/Track: Cloudy 22° /Dry 33°



Circuit Length - 4.909 kilometres
Autodromo Enzo e Dino Ferrari
Imola

2009 SEAT Leon EuroCup RACE 2 - LAP CHART

Lap 1			Lap 2			Lap 3			Lap 4			Lap 5		
No	Behind	Laptime	No	Behind	Laptime	No	Behind	Laptime	No	Behind	Laptime	No	Behind	Laptime
3		2:04.895	3		1:59.518	3		1:58.915	3		1:58.812	3		1:59.096
34	0.634	2:05.529	10	1.475	1:59.986	10	1.509	1:58.949	10	1.766	1:59.069	10	1.569	1:58.899
10	1.007	2:05.902	51	1.835	1:59.916	51	2.022	1:59.102	51	2.352	1:59.142	51	2.170	1:58.914
51	1.437	2:06.332	34	4.501	2:03.385	19	5.024	1:59.133	19	5.229	1:59.017	19	4.932	1:58.799
4	1.972	2:06.867	19	4.806	2:01.528	8	6.844	2:00.217	8	7.264	1:59.232	8	7.332	1:59.164
8	2.134	2:07.029	8	5.542	2:02.926	34	7.192	2:01.606	4	9.561	2:00.455	32	10.623	1:58.995
19	2.796	2:07.691	4	5.988	2:03.534	4	7.918	2:00.845	34	10.466	2:02.086	16	12.122	1:59.831
32	3.309	2:08.204	32	6.078	2:02.287	32	8.709	2:01.546	32	10.724	2:00.827	34	12.955	2:01.585
15	4.236	2:09.131	16	8.000	2:02.690	16	9.540	2:00.455	16	11.387	2:00.659	1	14.771	1:59.949
23	4.501	2:09.396	18	8.377	2:02.481	18	11.152	2:01.690	18	13.616	2:01.276	4	15.261	2:04.796P
16	4.828	2:09.723	6	10.143	2:01.618	1	12.249	2:00.141	1	13.918	2:00.481	6	17.562	2:01.321
18	5.414	2:10.309	1	11.023	2:00.857	6	13.366	2:02.138	6	15.337	2:00.783	18	18.741	2:04.221
6	8.043	2:12.938	11	14.284	2:04.362	21	18.748	2:02.918	21	20.833	2:00.897	21	22.184	2:00.447
9	8.421	2:13.316	30	14.572	2:04.022	15	20.922	2:00.952	15	22.293	2:00.183	15	23.001	1:59.804
11	9.440	2:14.335	21	14.745	2:03.614	9	24.995	2:04.247	33	25.167	1:58.935	33	24.562	1:58.491
1	9.684	2:14.579	15	18.885	2:14.167	33	25.044	2:01.846	9	29.154	2:02.971	9	33.413	2:03.355
30	10.068	2:14.963	9	19.663	2:10.760	30	27.304	2:11.647	30	35.446	2:06.954P	30	1:06.403	2:30.053
21	10.649	2:15.544	33	22.113	1:59.085							7	2 LAPS	6:30.366P
7	16.407	2:21.302	7	44.165	2:27.276P									
33	22.546	2:27.441												
50	1:22.799	3:27.694P												

Weather/Track: Cloudy 22°/Dry 33°

Imola
Circuit Length = 4.9090 km.
Start: 10:34 End: 10:56

**2009 SEAT Leon EuroCup
RACE 2 - LAP CHART**

(contd.)

Lap 6			Lap 7			Lap 8			Lap 9			Lap 10		
No	Behind	Laptime	No	Behind	Laptime	No	Behind	Laptime	No	Behind	Laptime	No	Behind	Laptime
3		1:58.941	3		1:58.829	3		1:58.806	3		1:58.982	3		1:58.604
10	1.619	1:58.991	10	1.097	1:58.307	10	0.960	1:58.669	10	0.686	1:58.708	10	0.694	1:58.612
51	2.726	1:59.497	51	3.169	1:59.272	19	4.604	1:59.431	19	4.935	1:59.313	19	5.625	1:59.294
19	4.312	1:58.321	19	3.979	1:58.496	8	8.335	1:59.383	8	9.028	1:59.675	8	10.064	1:59.640
8	7.112	1:58.721	8	7.758	1:59.475	32	11.763	1:59.182	32	11.619	1:58.838	32	12.084	1:59.069
32	11.160	1:59.478	32	11.387	1:59.056	16	15.080	2:00.332	16	16.596	2:00.498	16	18.124	2:00.132
16	12.817	1:59.636	16	13.554	1:59.566	34	16.254	2:00.323	34	17.065	1:59.793	34	18.442	1:59.981
34	13.944	1:59.930	34	14.737	1:59.622	1	16.809	1:59.498	1	17.921	2:00.094	1	18.828	1:59.511
1	15.372	1:59.542	1	16.117	1:59.574	6	25.225	2:01.358	6	26.890	2:00.647	33	28.574	1:59.777
6	20.044	2:01.423	6	22.673	2:01.458	33	26.523	2:00.246	33	27.401	1:59.860	6	29.996	2:01.710
18	21.084	2:01.284	18	23.854	2:01.599	18	26.524	2:01.476	21	29.565	2:00.930	21	31.809	2:00.848
21	24.085	2:00.842	21	24.904	1:59.648	21	27.617	2:01.519	18	29.832	2:02.290	18	33.188	2:01.960
15	24.540	2:00.480	33	25.083	1:59.207	15	29.205	2:00.459	15	30.113	1:59.890	15	33.750	2:02.241
33	24.705	1:59.084	15	27.552	2:01.841	9	46.988	2:03.693	9	51.546	2:03.540	9	56.480	2:03.538
9	37.813	2:03.341	9	42.101	2:03.117	51	59.390	2:55.027P	30	1:15.840	2:01.820	30	1:19.157	2:01.921
4	49.419	2:33.099P	30	1:11.004	2:01.029	30	1:13.002	2:00.804						
30	1:08.804	2:01.342												

Weather/Track: Cloudy 22°/Dry 33°

**2009 SEAT Leon EuroCup
RACE 2 - LAP CHART**

(contd.)

Lap 11			Lap 12			Lap 13			Lap 14			Lap 15		
No	Behind	Laptime	No	Behind	Laptime	No	Behind	Laptime	No	Behind	Laptime	No	Behind	Laptime
3		1:59.273												
10	0.683	1:59.262												
19	6.282	1:59.930												
8	10.679	1:59.888												
32	11.841	1:59.030												
16	19.933	2:01.082												
1	20.315	2:00.760												
34	20.833	2:01.664												
33	29.319	2:00.018												
6	31.284	2:00.561												
21	32.503	1:59.967												
18	35.994	2:02.079												
9	1:00.708	2:03.501												
30	1:21.944	2:02.060												

Weather/Track: Cloudy 22°/Dry 33°

Imola
Circuit Length = 4.9090 km.
Start: 10:34 End: 10:56